

CROUCHING ECONOMY, HIDDEN INFLUENCE

- United States — Baking In A Consumer Rebound 2–3
- Canada — Good Grief! 3–4
- Asia-Pacific — Slowing Growth, Rising Influence 4–5
- Europe — Soft Patch Vs. Green Shoots 5
- Latin America — Hot Potato 6

FORECASTS & DATA

- Key Indicators A1–A2
- Global Auctions Calendar A3
- Events Calendar A4
- Global Central Bank Watch A5

CONTACTS

Derek Holt, VP & Head of Capital Markets Economics
416.863.7707
Scotiabank Economics
derek.holt@scotiabank.com

Next Week's Risk Dashboard

- US earnings
- China GDP
- US retail sales
- Eurozone PMIs, ZEW
- Brexit negotiations
- US-China trade negotiations
- CPI: Canada, UK, Japan, NZ, Argentina
- CDN retail sales
- CDN trade, manufacturing, home sales, ADP
- China retail sales, industrial, investment
- UK retail sales
- BoC surveys
- Alberta's election
- Australian jobs
- Indonesian election
- Other US macro
- Fed-speak
- Bank of Korea
- Newfoundland's budget
- US, CDN auctions

Chart of the Week

Brexit Uncertainty Pushes UK Growth Projections Lower

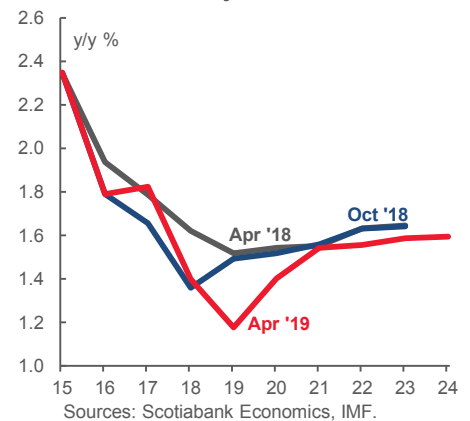


Chart of the Week: Prepared by: Alena Bystrova, Research Analyst.

Crouching Economy, Hidden Influence

UNITED STATES—BAKING IN A CONSUMER REBOUND

Earnings and the state of the US consumer will be key focal points over the coming week. Recall that stocks and bonds will be shut for Good Friday and there will be early market closures on Thursday. Political risk could escalate with the redacted Mueller report expected to be released.

Is a US consumer rebound underway? Thursday's US retail sales may advance at among the most rapid monthly rates of the post-GFC period when March's figures are released on April 18th. That would fan expectations for a consumer rebound from a recent soft patch. How so?

I've estimated total retail sales to have risen by 1.2% m/m. There have only been roughly a dozen individual months since 2010 when sales climbed by over 1% with the last time occurring in May of last year. The sharp rise in US vehicle sales during March will play a significant role. US vehicle sales were up by 5.7% m/m in seasonally adjusted terms as the volume of vehicles sold jumped by about 1 million units versus the prior month at an annualized rate. Vehicle sales account for about one-in-five dollars spent in overall retail sales and so in weighted terms this will add about 1.1 percentage points to retail sales growth. Also, gasoline prices were up 16% m/m last month and carry about an 8% weight such that higher gas prices will add around 1.3 percentage points to retail sales growth. Spending more money on gasoline isn't great, but the retail report measures changes in nominal sales with separate steps required to convert back to volumes that matter as input to growth in inflation-adjusted GDP. Also note that CPI was up 0.4% m/m and excluding food and energy prices were up 0.1% so there was mild pricing power. Core sales excluding autos and gasoline should also have fared considerably better than the prior month's decline.

Combine these points with a soft jumping-off point for the prior month's retail sales in February that was due to upward revisions to a strong January reading and March's retail print is shaping up nicely.

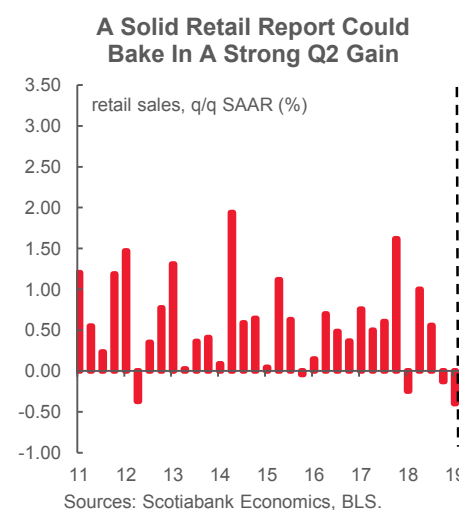
If the estimated gain is anywhere close to reality, then this is very important in terms of understanding how the consumer transitions from a weak Q1 to a stronger Q2. A 1.2% m/m rise in the value of retail sales in March would still leave the overall first quarter's retail sales down ½% q/q in seasonally adjusted and annualized terms. But **because of the way the math exits the quarter on a positive, Q2 would face baked-in growth of about 3% before any of the data for Q2 even arrives (chart 1).**

An earnings deluge lies ahead, but at least the Q1 season is off to a better than feared start. In the wake of beats by JP Morgan and Wells Fargo, financials will continue to dominate the beginning of the earnings season next week as usual. Forty-nine S&P500 firms will release including 25 financials. Among the financials will be key names like Goldman Sachs (Monday), Citi (Monday), BofA (Tuesday), BlackRock (Tuesday) and Morgan Stanley (Wednesday). Nonfinancials will include Netflix, PepsiCo and Kinder Morgan.

Other macro reports will include March's industrial output (Tuesday), February's trade (Wednesday) and a pair of regional manufacturing reports for the month of April including the Philly Fed's metric on Thursday and the Empire gauge on Monday. Housing starts during March will arrive on Friday when markets are closed.

Fed-speak should be fairly light including six regional Fed Presidents and Wednesday's 'Beige Book' of regional conditions. Those with an eye on the Fed's balance sheet plans that were realigned at the March FOMC meeting will want to monitor a speech on Wednesday evening by the New York Fed's SVP and Deputy Manager of the SOMA portfolio, although no specific topic is available. Among the regional heads scheduled to speak will be Chicago's Evans (voting) speaking on the economy and monetary policy on Monday as well as Boston Fed's Rosengren (voting) that same day. On Tuesday, Dallas Fed President Kaplan (alternate) speaks. Wednesday brings out St. Louis Fed President Bullard (voting) and Philly Fed President

Chart 1



Harker (alternate). Atlanta's Bostic (nonvoting) gets the last word on Friday.

The US auctions five year TIPS on Thursday.

CANADA—GOOD GRIEF!

Sometimes the shortest weeks feel like the longest. The fast pace of developments within a crammed schedule could, however, make this coming week fly right by. **The focal points will be upon a heavy fundamentals line-up including updates for CPI and several activity readings, Alberta's provincial election that could carry implications for the energy sector, a pair of Bank of Canada surveys and one of the last remaining provincial budgets.** Canadian bond and stock markets will be shut for Good Friday and bonds will shut at 1pmET on Thursday.

On Canadian inflation, Wednesday's March reading could see headline inflation jump right back close to target alongside a reasonably stable core reading. If this happens, then **we would see both headline CPI and core CPI readings converge much more closely upon one another.** I figure headline inflation will jump from 1.5% back to 1.9% in year-ago terms. This expectation is derived from a combination of year-ago base effect shifts, the fact that March is usually a pretty strong up-month for prices partly as new Spring product lines get rolled out, and partly due to gasoline prices. Indeed, gasoline prices are on a tear and the strong correlation between prices paid at the pump with how CPI captures gasoline (chart 2) points to gasoline alone adding around three-tenths to each of the month-ago CPI reading and the year-ago measure. The average of the three 'core' CPI measures should remain at 1.8%. Our Phillips curve does a good job of forecasting the average of the three core measures of inflation. It's forecasting 1.8 y/y for the first three quarters of 2019.

The Bank of Canada's Business Outlook Survey for Q1 arrives on Monday. While it is based upon a small sample of about one hundred firms across industries and regions, the BoC can treat it as a source of anecdotal perspectives. This survey was conducted from about mid-February to just before mid-March and it will therefore capture at least a portion of the improved tone across global markets and the end of the US government shutdown. **Apart from expectations for future sales growth, key will be whether investment intentions, hiring intentions, and inflation expectations remain similar to the last survey (chart 3).** If so, then the business community would be lending somewhat hawkish guidance to the BoC. The BoC will also release the Q1 Senior Loan Officer Survey.

There is also a heavy release calendar in store for activity readings that will inform Q1 GDP growth tracking. **Retail sales** will be the most important among the estimates and a small rebound from the prior month's softness is expected in Thursday's February tally. **Trade** figures for February arrive on Wednesday; after a strong gain of 2.9% for exports and back-to-back strong gains in imports, February's trade picture could cool. The prior day's **manufacturing report** may inform such expectations if it softens after a large 1% m/m gain in January's manufacturing sales. Monday's **existing home sales could see resales rebound somewhat from a 9% m/m plunge in February.** Thursday's ADP payrolls rounds out the releases.

Alberta goes to the polls on Tuesday and so I've asked Scotia's Rebekah Young to share her thoughts in what follows. For two leading parties with fundamentally different platforms, the pledged timelines to budgetary balance are not that far apart

Chart 2

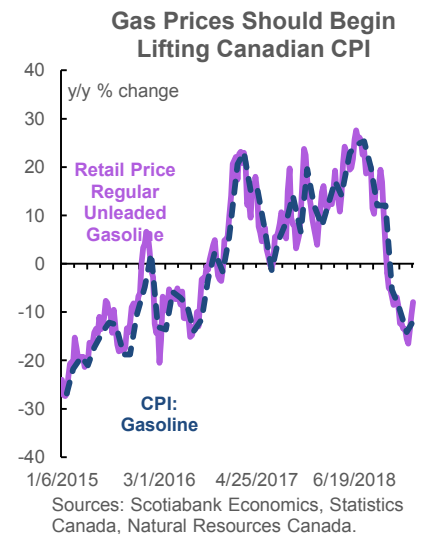


Chart 3

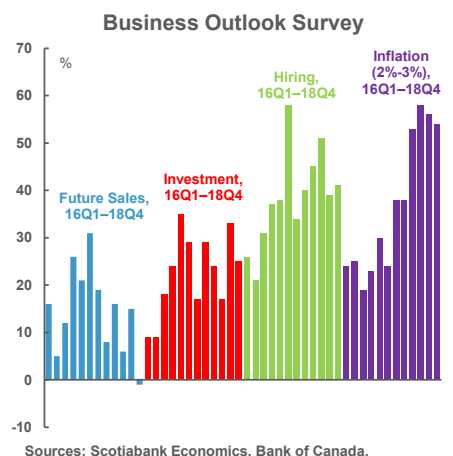
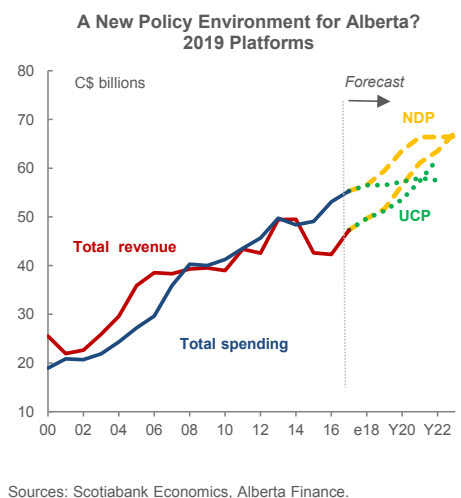


Chart 4



(chart 4). However, it masks important differences in the approach to get there. The United Conservative Party (UCP) will freeze spending, lower taxes (admitting the latter will bite into revenues), potentially cancel oil-by-rail, and fight Ottawa. The NDP on the other hand will keep spending in line with inflation and population growth, bank on strong revenues, and hold on to hopes that TMX gets approved later this year. Both platforms rest on tenuous assumptions. In reality, some of the biggest challenges facing Alberta—including egress capacity and carbon pricing - transcend party politics and provincial jurisdictions. Solutions will require pan-national approaches. In the meantime, at best, a new government can try to reduce uncertainty through its policy mix. In a worst case, it can actually compound it. While the NDP is catching up in the polls (trailing now by 13% versus 26% since campaigning began), time has likely run out. We can expect interesting times ahead for Alberta.

Marc Desormeaux expects **Newfoundland and Labrador's 2019–20 budget**, set to be released Tuesday, to outline an FY20 deficit narrower than \$507 million projected last year, with some alleviation of the substantial Provincial debt burden. On the back of stronger Brent prices, the Province had improved upon its FY19 deficit plan as of November 2018. Although oil prices have since fallen back, robust ytd job creation of 3.7% y/y—concentrated in full-time positions, better than in any other province to date this year, and in stark contrast to last year's forecast of a 1.8% employment contraction in 2019—suggests significant upside for income tax revenues relative to the prior projection. As well, the recently signed Atlantic Accord should offer some relief from well-documented long-run fiscal challenges. Under a new agreement with the Federal Government, Newfoundland and Labrador will receive a greater share of revenues generated at its Hibernia offshore oil field, and the Province has signaled that it will direct the net proceeds—estimated at \$2.5 billion—towards an immediate reduction of its net debt.

Canada auctions 10s on Wednesday

ASIA-PACIFIC—SLOWING GROWTH, RISING INFLUENCE

With US-China trade negotiations continuing in the background, **Chinese macro reports will leap to the foreground of the week's expected developments and inform momentum across the global economy.** China will impact the global risk trade but there are several other significant developments expected in New Zealand, Indonesia, South Korea, Australia and Japan.

The depth of the Chinese economy's soft patch will be informed by Q1 GDP that arrives on Tuesday night (eastern time, as always). Growth is expected to remain north of 6% y/y with consensus estimates concentrated around 6.2–6.3%. The press probably already has stories pre-written about the weakest growth in China's economy during modern times, or at least since they embarked upon a manufactured exports growth strategy in accelerated fashion in the 1990s.

That may well be true, even if just by a whisker. While trade conflict and stimulus efforts are creating a mixed picture for the Chinese economy that stands to strengthen going forward if a trade deal combines with stimulus efforts to date, there is a larger observation worth offering. That larger economies grow at cooler percentage rates is a bit of a truism in the annals of global economic development but that doesn't mean a country's influence or that of its economy wanes along with cooling percentage growth rates. Chart 5 demonstrates this point for China. A cooling percentage applied to a bigger economy over time can continue to create large volume-based pull effects on world markets including nominal measures like commodity prices.

China will also release industrial production, retail sales and fixed investment tallies for March on Tuesday evening.

Bank of Korea is expected to leave its bank rate unchanged at 1.75% next week. The central bank seems like it's on a one-hike-per-year path each November but this year might break the mini-streak. An extended pause is sensible at this juncture. Inflation is running at just 0.4% y/y and 0.9% on a core CPI basis which is well below the 2% inflation target.

Chart 5

A Bigger Chinese Economy Needs Less Growth



Indonesia's Presidential and Parliamentary Elections on Tuesday night will be what The Economist (subscribers [here](#)) refers to as the "biggest single day of voting in human history" given America's low voter participation and India's protracted elections that are ongoing now. President Jokowi leads the polls against General Prabowo.

New Zealand's inflation rate is reported quarterly and Tuesday night's Q1 reading is expected to decelerate a touch from the 2018Q4 reading of 1.9% y/y. That could create a modest distance beneath the RBNZ's 2% inflation target with a one percentage point bracket in either direction. In turn, **this could support the RBNZ's recent hold decision on March 26th that was accompanied by a dovish bias.** Recall that the RBNZ stated:

"Given the weaker global economic outlook and reduced momentum in domestic spending, the more likely direction of our next OCR move is down."

"Employment is near its maximum sustainable level. However, core consumer price inflation remains below our 2 percent target mid-point, necessitating continued supportive monetary policy."

"The balance of risks to this outlook has shifted to the downside."

The RBNZ next meets on May 7th and OIS markets have about a one-in-three chance of a rate cut assigned to that meeting and higher odds thereafter.

Japanese CPI might get a modest lift from energy prices but is still expected to hold around ½% y/y with core (ex-fresh food) at about ¾% y/y and CPI ex food and energy at just under ½% y/y.

Australia spins the wheel on its latest jobs tally for March on Wednesday night. Like Canada, Australia's job market has posted volatile numbers along an impressive path that has created 284,000 jobs Down Under over the past year. Also note that minutes to the RBA's April 1st meeting arrive on Monday night. Trade figures will be released by several Asian economies including Indonesia and India at the start of the week and then Japan on Tuesday evening (eastern time).

EUROPE—SOFT PATCH VS. GREEN SHOOTS

European macro reports will also weigh into debate over a) the depth of the global economy's soft patch, and b) evidence of so-called 'green shoots'.

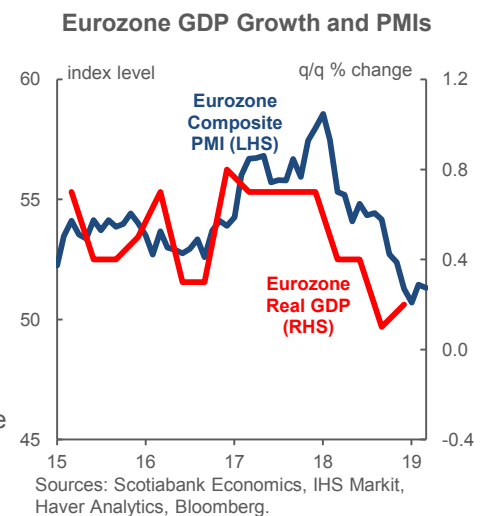
Key will be survey-based evidence. **Eurozone purchasing managers' indices** arrive on Thursday for the month of April. It seems the composite reading bottomed around the December-January period, but progress since then has been very muted. This matters given the correlation between the PMI readings and broad GDP growth (chart 6).

Germany's and the broader Eurozone's ZEW survey of investor expectations (Tuesday) will play to the same theme over the coming week.

Guidance from Chancellor of the Exchequer Philip Hammond that an agreement with Labour may arrive within the "next few weeks" about says it all in terms of **slow progress toward a Brexit agreement.** The risk now is that Parliament feels the pressure is off or has relaxed given another homework extension to the end of October and in light of the total inability to reach agreement over what is approaching three years since the original Brexit referendum.

UK macro reports may therefore take on enhanced significance to markets given lowered risk of a hard Brexit that neither side wants and pushed out timelines. **UK CPI** for March (Wednesday) may tick higher to the Bank of England's 2% inflation target with core CPI just a tick behind. **UK retail sales** for March land the next day are expected to be on the soft side following gains in January and February.

Chart 6



LATIN AMERICA—HOT POTATO

Latin American markets will be almost purely driven by external risks at least in terms of what are largely empty domestic calendar-based risks.

The lone release will be an inflation update out of Argentina for the month of March on Tuesday. At 51% y/y the month before, inflation may not yet be peaking. The peso continues to slide with implications for lagging pass through to future prices (chart 7). At about 3½% m/m compounded monthly, inflation is causing paycheques to lose their purchasing power very rapidly which spawns appetite for getting rid of cash as soon as it arrives.

Chart 7



Key Indicators for the week of April 15 – 19
NORTH AMERICA

<u>Country</u>	<u>Date</u>	<u>Time</u>	<u>Indicator</u>	<u>Period</u>	<u>BNS</u>	<u>Consensus</u>	<u>Latest</u>
US	04/15	08:30	Empire State Manufacturing Index	Apr	--	8.0	3.7
CA	04/15	09:00	Existing Home Sales (m/m)	Mar	--	2.0	-9.1
CA	04/15	10:30	BoC Senior Loan Officer Survey	1Q	--	--	-16.0
CA	04/15	10:30	Business Outlook Future Sales	1Q	--	--	-1.0
US	04/15	16:00	Total Net TIC Flows (US\$ bn)	Feb	--	--	-143.7
US	04/15	16:00	Net Long-term TIC Flows (US\$ bn)	Feb	--	--	-7.2
CA	04/16	08:30	International Securities Transactions (C\$ bn)	Feb	--	--	28.4
CA	04/16	08:30	Manufacturing Shipments (m/m)	Feb	-0.1	-0.3	1.0
US	04/16	09:15	Capacity Utilization (%)	Mar	79.2	79.2	79.1
US	04/16	09:15	Industrial Production (m/m)	Mar	0.2	0.2	0.0
US	04/16	10:00	NAHB Housing Market Index	Apr	--	63.0	62.0
US	04/17	07:00	MBA Mortgage Applications (w/w)	APR 12	--	--	-5.6
CA	04/17	08:30	CPI, All items (m/m)	Mar	0.7	0.7	0.7
CA	04/17	08:30	CPI, All items (y/y)	Mar	1.9	1.9	1.5
CA	04/17	08:30	CPI, All items (index)	Mar	--	135.4	134.5
CA	04/17	08:30	Core CPI - Common (y/y)	Mar	--	1.8	1.8
CA	04/17	08:30	Core CPI - Median (y/y)	Mar	--	1.8	1.8
CA	04/17	08:30	Core CPI - Trim (y/y)	Mar	--	1.8	1.9
CA	04/17	08:30	Merchandise Trade Balance (C\$ bn)	Feb	-4.0	-3.5	-4.2
US	04/17	08:30	Trade Balance (US\$ bn)	Feb	-54.2	-53.5	-51.1
US	04/17	10:00	Wholesale Inventories (m/m)	Feb	--	0.5	1.2
CA	04/18	08:30	Retail Sales (m/m)	Feb	0.3	0.4	-0.3
CA	04/18	08:30	Retail Sales ex. Autos (m/m)	Feb	0.2	0.2	0.1
US	04/18	08:30	Initial Jobless Claims (000s)	APR 13	200	206	196
US	04/18	08:30	Continuing Claims (000s)	APR 6	1720	1725	1713
US	04/18	08:30	Philadelphia Fed Index	Apr	--	10.8	13.7
US	04/18	08:30	Retail Sales (m/m)	Mar	1.2	1.0	-0.2
US	04/18	08:30	Retail Sales ex. Autos (m/m)	Mar	1.0	0.7	-0.4
US	04/18	10:00	Business Inventories (m/m)	Feb	--	0.3	0.8
US	04/18	10:00	Leading Indicators (m/m)	Mar	--	0.4	0.2
US	04/19	08:30	Building Permits (000s a.r.)	Mar	--	1300.0	1291.0
US	04/19	08:30	Housing Starts (000s a.r.)	Mar	1220	1230.0	1162.0
US	04/19	08:30	Housing Starts (m/m)	Mar	5.0	5.9	-8.7

EUROPE

<u>Country</u>	<u>Date</u>	<u>Time</u>	<u>Indicator</u>	<u>Period</u>	<u>BNS</u>	<u>Consensus</u>	<u>Latest</u>
UK	04/16	04:30	Average Weekly Earnings (3-month, y/y)	Feb	--	3.5	3.4
UK	04/16	04:30	Employment Change (3M/3M, 000s)	Feb	--	181.0	222.0
UK	04/16	04:30	Jobless Claims Change (000s)	Mar	--	--	27.0
UK	04/16	04:30	ILO Unemployment Rate (%)	Feb	--	3.9	3.9
EC	04/16	05:00	ZEW Survey (Economic Sentiment)	Apr	--	--	-2.5
GE	04/16	05:00	ZEW Survey (Current Situation)	Apr	--	8.5	11.1
GE	04/16	05:00	ZEW Survey (Economic Sentiment)	Apr	--	0.5	-3.6
EC	04/17	04:00	Current Account (€ bn)	Feb	--	--	36.8
IT	04/17	04:00	CPI - EU Harmonized (y/y)	Mar F	--	1.1	1.1
IT	04/17	04:00	Current Account (€ mn)	Feb	--	--	3.0
UK	04/17	04:30	CPI (m/m)	Mar	--	0.2	0.5
UK	04/17	04:30	CPI (y/y)	Mar	--	2.0	1.9
UK	04/17	04:30	PPI Input (m/m)	Mar	--	0.3	0.6
UK	04/17	04:30	PPI Output (m/m)	Mar	--	0.2	0.1
UK	04/17	04:30	RPI (m/m)	Mar	--	0.2	0.7
UK	04/17	04:30	RPI (y/y)	Mar	--	2.6	2.5
EC	04/17	05:00	CPI (m/m)	Mar	--	1.0	1.0
EC	04/17	05:00	CPI (y/y)	Mar F	--	1.4	1.4
EC	04/17	05:00	Euro zone Core CPI Estimate (y/y)	Mar F	--	0.8	0.8
EC	04/17	05:00	Trade Balance (€ mn)	Feb	--	--	1547.9
GE	04/18	02:00	Producer Prices (m/m)	Mar	--	0.2	0.0
UK	04/18	04:30	Retail Sales ex. Auto Fuel (m/m)	Mar	--	-0.3	0.2
UK	04/18	04:30	Retail Sales with Auto Fuel (m/m)	Mar	--	-0.3	0.4

Forecasts at time of publication.
 Source: Bloomberg, Scotiabank Economics.

Key Indicators for the week of April 15 – 19

ASIA-PACIFIC

Country	Date	Time	Indicator	Period	BNS	Consensus	Latest
ID	APR14-15		Exports (y/y)	Mar	--	-11.8	-11.3
ID	APR14-15		Imports (y/y)	Mar	--	-4.2	-14.0
ID	APR14-15		Trade Balance (US\$ mn)	Mar	--	-177.0	329.5
IN	04/15	02:30	Monthly Wholesale Prices (y/y)	Mar	--	3.2	2.9
IN	04/15		Exports (y/y)	Mar	--	--	2.4
IN	04/15		Imports (y/y)	Mar	--	--	-5.4
PH	04/15		Overseas Remittances (y/y)	Feb	--	3.6	4.4
JN	04/16	00:30	Tertiary Industry Index (m/m)	Feb	--	-0.2	0.4
NZ	04/16	18:45	Consumer Prices (y/y)	1Q	1.6	1.7	1.9
JN	04/16	19:50	Merchandise Trade Balance (¥ bn)	Mar	--	367.7	334.9
JN	04/16	19:50	Adjusted Merchandise Trade Balance (¥ bn)	Mar	--	-296.9	116.1
JN	04/16	19:50	Merchandise Trade Exports (y/y)	Mar	--	-2.7	-1.2
JN	04/16	19:50	Merchandise Trade Imports (y/y)	Mar	--	3.1	-6.6
SI	04/16	20:30	Exports (y/y)	Mar	--	-1.2	4.9
CH	04/16	22:00	Fixed Asset Investment YTD (y/y)	Mar	6.2	6.3	6.1
CH	04/16	22:00	Industrial Production (y/y)	Mar	5.9	6.0	5.7
CH	04/16	22:00	Real GDP (y/y)	1Q	6.2	6.3	6.4
CH	04/16	22:00	Retail Sales (y/y)	Mar	8.5	8.4	8.2
JN	APR16-22		Nationwide Department Store Sales (y/y)	Mar	--	--	0.4
PH	APR16-17		Balance of Payments (US\$ mn)	Mar	--	--	467.0
JN	04/17	00:30	Capacity Utilization (m/m)	Feb	--	--	-4.7
JN	04/17	00:30	Industrial Production (y/y)	Feb F	-1.0	--	-1.0
AU	04/17	21:30	Employment (000s)	Mar	20	15.0	4.6
AU	04/17	21:30	Unemployment Rate (%)	Mar	4.9	5.0	4.9
SK	APR17-18		BoK Base Rate (%)	Apr 18	1.75	1.75	1.75
HK	04/18	04:30	Unemployment Rate (%)	Mar	2.8	2.8	2.8
SK	04/18	17:00	PPI (y/y)	Mar	--	--	-0.2
JN	04/18	19:30	National CPI (y/y)	Mar	0.6	0.5	0.2
JN	APR18-25		Supermarket Sales (y/y)	Mar	--	--	-2.5

LATIN AMERICA

Country	Date	Time	Indicator	Period	BNS	Consensus	Latest
PE	04/15	01:00	Economic Activity Index NSA (y/y)	Feb	2.8	--	1.6
PE	04/15	01:00	Unemployment Rate (%)	Mar	--	--	7.6

Global Auctions for the week of April 15 – 19

NORTH AMERICA

<u>Country</u>	<u>Date</u>	<u>Time</u>	<u>Event</u>
CA	04/17	12:00	Canada to Sell 10 Year Bonds
US	04/18	13:00	U.S. to Sell 5-Year TIPS

EUROPE

<u>Country</u>	<u>Date</u>	<u>Time</u>	<u>Event</u>
NE	04/16	04:00	Netherlands to Sell Bonds
UK	04/16	05:30	U.K. to Sell 2.25 Billion Pounds of 1.75% 2037 Bonds
GE	04/17	05:30	Germany to Sell 1 Billion Euros of 2.5% 2044 Bonds

ASIA-PACIFIC

<u>Country</u>	<u>Date</u>	<u>Time</u>	<u>Event</u>
CH	04/14	22:30	Heilongjiang to Sell CNY12 Bln 10Y Bonds (2019-GEN-3)
CH	04/15	21:30	Jiangsu to Sell Bonds
JN	04/15	23:35	Japan to Sell 20-Year Bonds
CH	04/16	02:00	Jilin to Sell Bonds
CH	04/16	23:00	China Plans to Sell 1-Year Upsized Government Bond
CH	04/16	23:00	China Plans to Sell 10-Year Upsized Government Bond
NZ	04/17	22:05	New Zealand To Sell NZD150 Mln 2.75% 2037 Bonds
CH	04/18	23:00	China Plans to Sell 30-Year Upsized Government Bond

Source: Bloomberg, Scotiabank Economics.

Events for the week of April 15 – 19**NORTH AMERICA****Country Date Time Event**

US	04/15	13:00	Fed's Evans Discusses Economy and Monetary Policy
US	04/15	20:00	Fed's Rosengren Speaks at Davidson College in North Carolina
US	04/16	09:50	ECB's Nowotny Speaks at Event in New York City
US	04/16	14:00	Fed's Kaplan Speaks at Community Forum in New Mexico
US	04/17	12:30	Fed's Harker Speaks on the Economic Outlook
US	04/17	12:45	Fed's Bullard Speaks at Hyman Minsky Conference
US	04/17	14:00	U.S. Federal Reserve Releases Beige Book
US	04/17	17:30	New York Fed's Logan Speaks at Money Marketeteers of New York
US	04/18	12:10	Fed's Bostic Speaks at an Economic Roundtable Event in Florida

EUROPE**Country Date Time Event**

UK	04/15	12:00	BOE's Haskel Speaks on Panel in Warwick
UK	04/17	09:00	BOE's Carney, BOF's Villeroy de Galhau Speak in Paris

ASIA-PACIFIC**Country Date Time Event**

JN	04/14	20:00	BOJ Wakatabe makes a brief speech at a conference
KZ	04/15	07:00	Key Rate
AU	04/15	21:30	RBA Minutes of April Policy Meeting
ID	04/16	20:00	Indonesia Presidential/Parliamentary Elections
SK	APR17-18		BoK 7-Day Repo Rate

Global Central Bank Watch

NORTH AMERICA

<u>Rate</u>	<u>Current Rate</u>	<u>Next Meeting</u>	<u>Scotia's Forecasts</u>	<u>Consensus Forecasts</u>
Bank of Canada – Overnight Target Rate	1.75	April 24, 2019	1.75	1.75
Federal Reserve – Federal Funds Target Rate	2.50	May 1, 2019	2.50	2.50
Banco de México – Overnight Rate	8.25	May 16, 2019	8.25	8.25

EUROPE

<u>Rate</u>	<u>Current Rate</u>	<u>Next Meeting</u>	<u>Scotia's Forecasts</u>	<u>Consensus Forecasts</u>
European Central Bank – Refinancing Rate	0.00	June 6, 2019	0.00	0.00
Bank of England – Bank Rate	0.75	May 2, 2019	0.75	0.75
Swiss National Bank – Libor Target Rate	-0.75	June 13, 2019	-0.75	-0.75
Central Bank of Russia – One-Week Auction Rate	7.75	April 26, 2019	7.75	7.75
Sweden Riksbank – Repo Rate	-0.25	April 25, 2019	-0.25	-0.25
Norges Bank – Deposit Rate	1.00	May 9, 2019	1.00	1.00
Central Bank of Turkey – Benchmark Repo Rate	24.00	April 25, 2019	24.00	--

ASIA PACIFIC

<u>Rate</u>	<u>Current Rate</u>	<u>Next Meeting</u>	<u>Scotia's Forecasts</u>	<u>Consensus Forecasts</u>
Bank of Japan – Policy Rate	-0.10	April 25, 2019	-0.10	--
Reserve Bank of Australia – Cash Target Rate	1.50	May 7, 2019	1.50	1.50
Reserve Bank of New Zealand – Cash Rate	1.75	May 7, 2019	1.75	1.75
People's Bank of China – Lending Rate	4.35	TBA	--	--
Reserve Bank of India – Repo Rate	6.00	June 6, 2019	6.00	6.00
Bank of Korea – Bank Rate	1.75	April 18, 2019	1.75	1.75
Bank of Thailand – Repo Rate	1.75	May 8, 2019	1.75	1.75
Bank Negara Malaysia – Overnight Policy Rate	3.25	May 7, 2019	3.25	3.25
Bank Indonesia – 7-Day Reverse Repo Rate	6.00	April 25, 2019	6.00	6.00
Central Bank of Philippines – Overnight Borrowing Rate	4.75	May 9, 2019	4.75	4.50

Bank of Korea (BoK): The BoK will hold a monetary policy meeting on April 18. With demand-driven inflationary pressures likely to remain largely absent over the next two years, the BoK will be able to maintain an accommodative monetary policy stance through 2020. The central bank raised the benchmark interest rate by 25 bps to 1.75% in November 2018; we do not expect any changes to the policy rate in the foreseeable future. The BoK will continue to monitor any risks related to financial stability and imbalances stemming from persistently rising household debt, while remaining vigilant regarding the elevated downside risks to the economy.

LATIN AMERICA

<u>Rate</u>	<u>Current Rate</u>	<u>Next Meeting</u>	<u>Scotia's Forecasts</u>	<u>Consensus Forecasts</u>
Banco Central do Brasil – Selic Rate	6.50	May 8, 2019	6.50	6.50
Banco Central de Chile – Overnight Rate	3.00	May 9, 2019	3.00	3.00
Banco de la República de Colombia – Lending Rate	4.25	April 26, 2019	4.25	4.25
Banco Central de Reserva del Perú – Reference Rate	2.75	May 9, 2019	2.75	2.75

AFRICA

<u>Rate</u>	<u>Current Rate</u>	<u>Next Meeting</u>	<u>Scotia's Forecasts</u>	<u>Consensus Forecasts</u>
South African Reserve Bank – Repo Rate	6.75	May 23, 2019	6.75	--

This report has been prepared by Scotiabank Economics as a resource for the clients of Scotiabank. Opinions, estimates and projections contained herein are our own as of the date hereof and are subject to change without notice. The information and opinions contained herein have been compiled or arrived at from sources believed reliable but no representation or warranty, express or implied, is made as to their accuracy or completeness. Neither Scotiabank nor any of its officers, directors, partners, employees or affiliates accepts any liability whatsoever for any direct or consequential loss arising from any use of this report or its contents.

These reports are provided to you for informational purposes only. This report is not, and is not constructed as, an offer to sell or solicitation of any offer to buy any financial instrument, nor shall this report be construed as an opinion as to whether you should enter into any swap or trading strategy involving a swap or any other transaction. The information contained in this report is not intended to be, and does not constitute, a recommendation of a swap or trading strategy involving a swap within the meaning of U.S. Commodity Futures Trading Commission Regulation 23.434 and Appendix A thereto. This material is not intended to be individually tailored to your needs or characteristics and should not be viewed as a “call to action” or suggestion that you enter into a swap or trading strategy involving a swap or any other transaction. Scotiabank may engage in transactions in a manner inconsistent with the views discussed this report and may have positions, or be in the process of acquiring or disposing of positions, referred to in this report.

Scotiabank, its affiliates and any of their respective officers, directors and employees may from time to time take positions in currencies, act as managers, co-managers or underwriters of a public offering or act as principals or agents, deal in, own or act as market makers or advisors, brokers or commercial and/or investment bankers in relation to securities or related derivatives. As a result of these actions, Scotiabank may receive remuneration. All Scotiabank products and services are subject to the terms of applicable agreements and local regulations. Officers, directors and employees of Scotiabank and its affiliates may serve as directors of corporations.

Any securities discussed in this report may not be suitable for all investors. Scotiabank recommends that investors independently evaluate any issuer and security discussed in this report, and consult with any advisors they deem necessary prior to making any investment.

This report and all information, opinions and conclusions contained in it are protected by copyright. This information may not be reproduced without the prior express written consent of Scotiabank.

™ Trademark of The Bank of Nova Scotia. Used under license, where applicable.

Scotiabank, together with “Global Banking and Markets”, is a marketing name for the global corporate and investment banking and capital markets businesses of The Bank of Nova Scotia and certain of its affiliates in the countries where they operate, including, Scotiabanc Inc.; Citadel Hill Advisors L.L.C.; The Bank of Nova Scotia Trust Company of New York; Scotiabank Europe plc; Scotiabank (Ireland) Limited; Scotiabank Inverlat S.A., Institución de Banca Múltiple, Scotia Inverlat Casa de Bolsa S.A. de C.V., Scotia Inverlat Derivados S.A. de C.V. – all members of the Scotiabank group and authorized users of the Scotiabank mark. The Bank of Nova Scotia is incorporated in Canada with limited liability and is authorised and regulated by the Office of the Superintendent of Financial Institutions Canada. The Bank of Nova Scotia is authorised by the UK Prudential Regulation Authority and is subject to regulation by the UK Financial Conduct Authority and limited regulation by the UK Prudential Regulation Authority. Details about the extent of The Bank of Nova Scotia's regulation by the UK Prudential Regulation Authority are available from us on request. Scotiabank Europe plc is authorised by the UK Prudential Regulation Authority and regulated by the UK Financial Conduct Authority and the UK Prudential Regulation Authority.

Scotiabank Inverlat, S.A., Scotia Inverlat Casa de Bolsa, S.A. de C.V., and Scotia Derivados, S.A. de C.V., are each authorized and regulated by the Mexican financial authorities.

Not all products and services are offered in all jurisdictions. Services described are available in jurisdictions where permitted by law.