

THE HOLIDAY DOUBLE ISSUE

- Canada — Silent Night Week, Jobs And Trade Afterward 2
- Latin America — Divergence To Be Showcased Early In 2017 2-3
- Europe — Merry Christmas In 24 Official Languages 3-4
- Asia — Can China Maintain Momentum Into 2017? 4
- United States — Rest Up, The New Year Starts With A Bang! 4-5

FORECASTS & DATA

- Key Indicators A1-A2
- Global Auctions Calendar A3
- Events Calendar A4
- Global Central Bank Watch A5

CONTACTS

Derek Holt
416.863.7707
Scotiabank Economics
derek.holt@scotiabank.com

Risk Dashboard — Week of Dec 26-30

- ▶ German retail sales
- ▶ China's industrial profits
- ▶ Japan's monthly data dump
- ▶ US consumer confidence
- ▶ Spanish retail sales, CPI
- ▶ South Korean inflation, PMIs
- ▶ Other minor US data hits
- ▶ 4 US debt auctions
- ▶ LatAm CB minutes
- ▶ Canada quiet

Risk Dashboard — Week of Jan 2-6

- ▶ Fed minutes
- ▶ US nonfarm
- ▶ Chinese PMIs
- ▶ US ISM, trade
- ▶ CDN jobs, trade
- ▶ Eurozone inflation
- ▶ LatAm inflation
- ▶ UK PMIs
- ▶ German factory orders

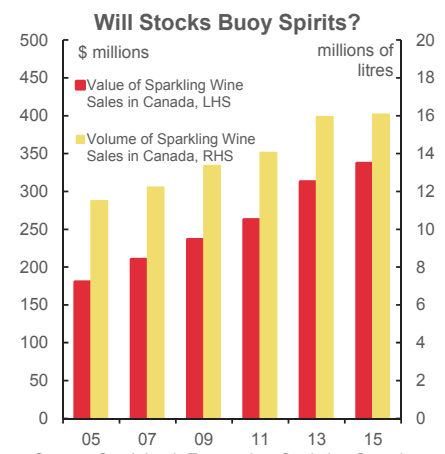
Happy Holidays!

Best wishes for the holiday season from all of us.

To our clients & readers — we thank you for your continued interest in Scotiabank publications.

The next issue of The Global Week Ahead will be published the week of January 2, 2017.

Chart of the Week



Source: Scotiabank Economics, Statistics Canada.

Chart of the Week: Prepared by: Samantha Cameron, Research Assistant.

The Holiday Double Issue

This will be the last Global Week Ahead of 2016 and the first Global Week Ahead of 2017. It combines what to expect over the coming week and the first week of January when many people return from vacation particularly in western markets.

CANADA — SILENT NIGHT WEEK, JOBS AND TRADE AFTERWARD

There will be no data, scheduled events, auctions or earnings releases next week. Canadian stock and bond markets will be shut Monday December 26th and Tuesday December 27th for Christmas and Boxing Day given both fall on the weekend this year and both are statutory holidays, and then again on January 2nd. Early bond market closes will occur at 1pm on the preceding Fridays.

The first week of January brings out two top tier macro reports at the end of the week but most of the market focus before that will be upon developments in the US and overseas.

First will be jobs data that will close out 2016 with the December and full-year tallies on Friday January 6th. And what a year it was thanks to a super acceleration in hiring over the back half of the year. Since the end of July, Canada heaped on 148,000 new jobs in seasonally adjusted but **non-annualized** terms over the next four months! That's on par with the full-year tallies for job growth that we saw in each of 2013, 2014 and 2015 and positions the full-year comparison quite favourably against the recent trend (chart 1). Most of the 2016 gains were on private sector payrolls (+194k) as public sector payrolls grew by about 46k and self-employed fell by 65k.

The composition toward more flexible forms of employment, however, was not constructive to the consumer outlook. All of the job growth this past year has been part-time (+198k) as full-time jobs fell by 23k. As a consequence, hours worked expanded only by 0.8% y/y after annualizing the first eleven months of the year. Furthermore, wage growth has cooled to just 1.4% y/y in nominal average wage terms, and 1.5% y/y for permanent employees which is the measure more closely watched by the BoC. Wage settlements in the private sector are only growing by just over 1% y/y so there is no evidence at the margin for an improvement any time soon. **Since hours worked times wages equals what gets many Canadian workers paid, it's important not to over-emphasize the job headlines when setting an outlook for consumer spending (chart 2).**

Second will be trade figures due out at the same time on Friday January 6th. A declining export trend is being re-established after a brief improvement in July and August. Export volumes are tracking a contraction of almost 7% in annualized q/q terms in October based solely upon the Q3 hand-off and October data pending the upcoming November update.

LATIN AMERICA — DIVERGENCE TO BE SHOWCASED EARLY IN 2017

When the biggest game in town is a series of transcribed notes that provide massaged accounts of what was discussed at past central bank meetings, you know it's going to be a slow holiday-driven week.

Chile (Wednesday), Mexico (Thursday) and Colombia (Friday) all release central bank meeting minutes next week. The bigger debate in the near-term comes on the back of freshly released Brazilian inflation figures that continue to plummet and drive expectations for accelerated monetary policy easing in Brazil.

Chart 1

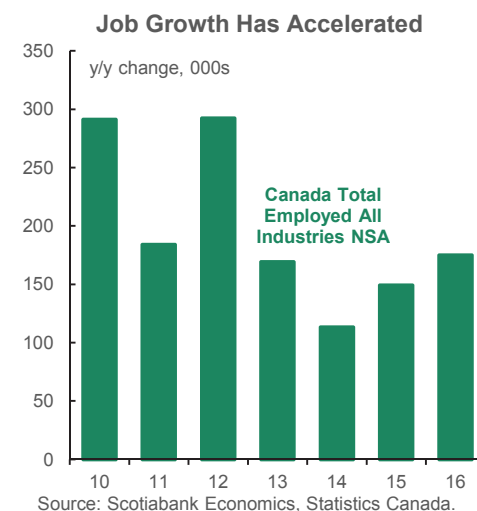
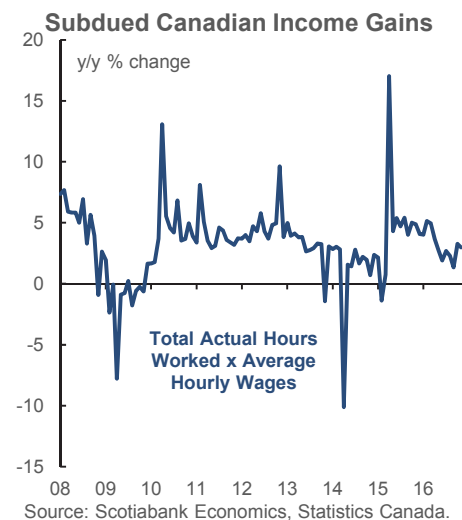


Chart 2



Chile releases fresh figures for manufacturing output and retail sales later in the week. Dominican Republic issues a rate decision next Friday after it last hiked by 50bps at the end of October. Q3 GDP figures will be released by Ecuador, Jamaica and El Salvador. Argentina updates industrial output on Wednesday.

Over the first week in the New Year, the prime focus will be on a wave of inflation updates from Mexico, Peru, Chile, Colombia, Bolivia, Uruguay and Ecuador. The range of inflation figures across the region runs from a low of 1% y/y in Ecuador to a high of 6% in Colombia. **The levels and, more importantly, the directions of change in LatAm inflation readings are driving highly differentiated outcomes across central banks.** Rising Mexican inflation is driving a tightening bias through 2017. A recent spike in Peruvian inflation is worth monitoring against the expectation for a prolonged rate pause. Cooling inflation in Brazil (chart 3) and Colombia is driving expectations for policy easing (continued in Brazil, commencing in Colombia in 2017) while falling Chilean inflation is driving expectations for a long pause.

EUROPE — MERRY CHRISTMAS IN 24 OFFICIAL LANGUAGES

European markets should be quiet next week as they typically all but shut down over the holiday period. There will only be limited data on the consumer sector, and no scheduled event risk or central bank announcements. Data risk quickly heats up in the new year.

After a wild 2.4% m/m gain in October, **German retail sales are likely to retreat in November's release.** A bump in year-ago growth from -1% y/y to +1% y/y will likely be entirely driven by base effects and October's gain. The timing of the release is uncertain at this point and may be either next week or the week after.

Spain releases retail sales volumes for November and CPI for December late in the week with the expectation that **Spanish consumption growth remains softer than the peak over the first half of the year** when retail sales growth was 6% y/y (it was 0.6% y/y in October) and CPI will continue to inch higher. Adjusted for working days, retail sales were up 2.2% y/y in October but this too was a slowdown from a peak of 5.8% growth back in June.

UK bond markets will be shut Monday Dec 26th for Boxing Day and Jan 2nd for New Year's Day.

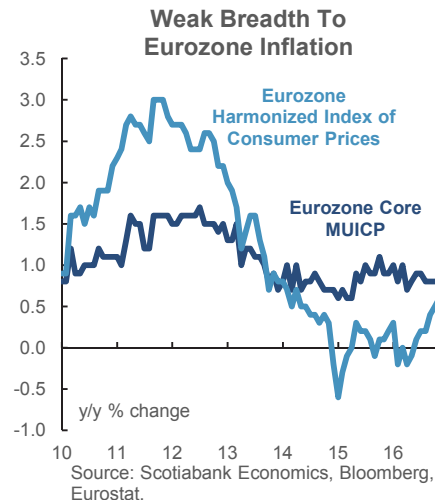
During the first week of January when many return from vacation, the market focus will be upon Eurozone inflation and a limited array of European growth signals.

- **Eurozone inflation:** The Eurozone add-up and Italian CPI arrive on Wednesday January 4th, while German and French CPI lands the day before. Headline inflation is expected to climb a little further to just under 1% y/y for the Eurozone aggregate while core CPI is expected to remain unchanged at around 0.8% y/y. If so, then breadth will remain absent in the inflation pick-up (chart 4).
- **German factory orders** will be updated with November figures on Friday January 6th. If only October wasn't so smashingly good. The huge 4.9% jump in the order book that month is likely to be followed by some give-back. The last time there was a comparable gain in July 2014, the next month almost fully reversed the improvement. If that happens again this time, then the order book trend would be restored along a relatively flat line for seasonally adjusted factory order levels this year. If somehow a further gain is posted after such a barn-burner of a pace, then perhaps German factories have truly latched onto something.

Chart 3



Chart 4



- **UK purchasing managers indices** will all be updated in the first week of January starting with manufacturing on the Tuesday, construction on Wednesday, and then services and the broad composite on Thursday. At issue are two considerations: a) whether the broad composite will keep on rising as it has been since the Brexit vote; and b) whether the rotation of the drivers of growth from waning readings in the manufacturing sector toward strengthening readings in services and construction continues.

ASIA — CAN CHINA MAINTAIN MOMENTUM INTO 2017?

The main focus in Asian markets with the prospect of spilling over to affect the global market tone will be Chinese macro data. This is true in each of the next two weeks and the core issue is whether China can keep up momentum on growth and in terms of fending off concerns about its credit markets. Industrial profits for November (December 26th) will further inform the debate over China's corporate debt markets in yet another year during which the over-hyped risk of disaster was averted.

The first week of the New Year then brings out another round of Chinese purchasing managers' indices starting when most markets are closed. The state versions of the manufacturing and non-manufacturing PMIs land New Year's Eve on the West's (Gregorian) calendar while the private manufacturing PMI arrives on New Year's Day and then the private services and composite PMIs follow on January 3rd. China sentiment has improved compared with earlier in the year in no small part due to the improved tone of macro data that goes well beyond the remarkably stable 6.7% rate of growth in each of the first three quarters of 2016 — with no revisions! Righto. Skepticism toward GDP figures is nonetheless mitigated by readings like the PMIs (chart 5) plus harder to fudge figures like railcar loadings and electricity production that have also improved.

Japan does a data dump over the first couple of days next week. Inflation might reach the highest headline rate since April 2015 before falling commodities continued to drag it lower. Ex-food and energy, Japanese CPI remains hovering just above 0% y/y. Retail sales, total household spending, the jobless rate, housing starts and industrial production will also be updated.

The rest of next week will see modest focus on South Korean industrial (PMIs, production) and CPI figures, Thai exports and stale minutes to the now-long-ago November 1st BoJ meeting. The following week should be fairly uneventful outside of the aforementioned Chinese data.

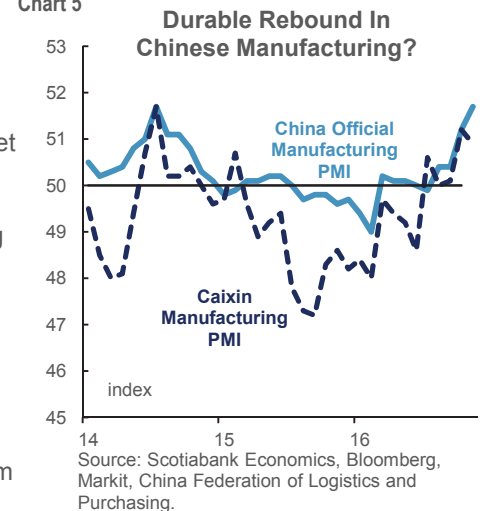
UNITED STATES — REST UP, THE NEW YEAR STARTS WITH A BANG!

The first week of the New Year will start with bang by way of potential US developments, but next week will be a slow grind toward that eventual outcome. The report on Russian interference with the US election is due any time before President Obama leaves office and President-elect Trump takes over on January 20th.

First, trading will be heavily interrupted by holiday hours. Bond markets will be shut this coming Monday after an early 2pmET close on Friday December 23rd, and they will be shut again on Monday January 2nd after an early close the preceding Friday. Stock markets are open on each of those days.

Second, next week's data flow will only be for those truly in need of a steady diet of macro hits as they are unlikely to materially impact much of anything. The line-up of hits includes S&P CoreLogic Case-Shiller house prices for October on Tuesday, the Conference Board's consumer confidence metric for December the same day, pending home sales during November on Wednesday and weekly jobless claims the next day. The Dallas and Richmond Fed manufacturing indices arrive Tuesday and Wednesday followed by the Chicago Fed's PMI on Friday. Weekly Baker Hughes rig counts and DOE oil inventories will, of course, be released on the normal schedule.

Chart 5



In case you think you're the only one facing post-Christmas debts, **next week will be a heavy week for debt auctions by the US government** with four in the line-up. Get used to it, debt is going to the moon over coming years. A two year Treasury auction kicks it off on Tuesday, followed by a two year FRNs reopening on Wednesday, a 5 year notes auction also on Wednesday, and a 7 year notes auction on Thursday.

The following week is the one that will intensify risks on the macro calendar through the arrival of first and second tier releases as follows.

- Jobs:** Nonfarm payrolls close out 2016 with the December report on Friday January 6th. They will be preceded by ADP private payrolls. Nonfarm is expected to come in around 180k while nominal wage growth will be carefully watched to see if the slowdown to 2.5% y/y in November was a blip or signaling lost momentum. Nominal wage growth remains a red herring in my opinion as real wage growth is declining (chart 6).
- Federal Reserve:** Minutes to the December 13th-14th FOMC meeting will be released on January 4th while Chicago Fed President Evans (voting 2017) and Richmond Fed President Lacker (alternate 2017) speak on Friday. At issue is further guidance on the rationale for adding one more hike in 2017 to its forecasts that were otherwise left largely unchanged in terms of growth, inflation and job markets. Additional colour on the debate over applying fiscal policy stimulus near the point of full-employment will also be carefully scrutinized.
- Manufacturing: ISM-manufacturing** (Jan 3rd) has been strengthening up to November and at issue is whether December will set a high mark for the year. **Vehicle sales** (Jan 4th) posted no growth in 2016 over where they ended 2015 but they remained at the most elevated levels since before the crisis; how will 2016 hand off to 2017? **Factory orders** (Jan 6th) will likely follow durable goods orders lower but that was due to the reversal of a prior huge gain in aircraft orders while business investment in core capital goods ex-defense and ex-air has risen in 5 of the past 6 months..
- Trade:** The trade balance for November will be released at the same time as nonfarm payrolls. Trade is looking like a drag on Q4 GDP growth after export volumes fell by 2.9% m/m in October and import volumes rose by 1.4% m/m. More Q4 data will inform this risk on the path toward dealing with the strongest USD in a decade-and-a-half and what that does by way of a likely blow-out in the trade deficit starting next year and beyond.
- Non-manufacturing:** Construction spending and ISM-services round out the macro hits that week.

Chart 6



Key Indicators for the week of December 26 – 30
NORTH AMERICA

| <u>Country</u> | <u>Date</u> | <u>Time</u> | <u>Indicator</u> | <u>Period</u> | <u>BNS</u> | <u>Consensus</u> | <u>Latest</u> |
|----------------|-------------|-------------|---|---------------|------------|------------------|---------------|
| US | 12/27 | 09:00 | S&P/Case-Shiller Home Price Index (m/m) | Oct | 0.4 | 0.6 | 0.4 |
| US | 12/27 | 09:00 | S&P/Case-Shiller Home Price Index (y/y) | Oct | 5.0 | 5.0 | 5.1 |
| US | 12/27 | 10:00 | Consumer Confidence Index | Dec | 109 | 108.5 | 107.1 |
| US | 12/27 | 10:00 | Richmond Fed Manufacturing Index | Dec | -- | 5.0 | 4.0 |
| US | 12/27 | 10:30 | Dallas Fed. Manufacturing Activity | Dec | -- | 10.2 | 10.2 |
| US | 12/28 | 07:00 | MBA Mortgage Applications (w/w) | DEC 23 | -- | -- | 2.5 |
| US | 12/28 | 10:00 | Pending Home Sales (m/m) | Nov | -- | 0.5 | 0.1 |
| US | 12/29 | 08:30 | Initial Jobless Claims (000s) | DEC 24 | 265 | -- | 275 |
| US | 12/29 | 08:30 | Continuing Claims (000s) | DEC 17 | 2030 | -- | 2036 |
| US | 12/29 | 08:30 | Wholesale Inventories (m/m) | Nov P | -- | 0.1 | -0.4 |
| US | 12/30 | 09:45 | Chicago PMI | Dec | -- | 56.8 | 57.6 |

EUROPE

| <u>Country</u> | <u>Date</u> | <u>Time</u> | <u>Indicator</u> | <u>Period</u> | <u>BNS</u> | <u>Consensus</u> | <u>Latest</u> |
|----------------|---------------|-------------|-------------------------------|---------------|------------|------------------|---------------|
| GE | DEC 27-JAN 06 | | Retail Sales (m/m) | Nov | -- | -0.8 | 2.5 |
| SP | 12/28 | 03:00 | Real Retail Sales (y/y) | Nov | -- | -- | 0.6 |
| UK | DEC 28-JAN 03 | | Nationwide House Prices (m/m) | Dec | -- | 0.3 | 0.1 |
| SP | 12/30 | 03:00 | CPI (m/m) | Dec P | -- | 0.1 | 0.4 |
| SP | 12/30 | 03:00 | CPI (y/y) | Dec P | -- | 0.9 | 0.7 |
| SP | 12/30 | 03:00 | CPI - EU Harmonized (m/m) | Dec P | -- | 0.1 | 0.2 |
| SP | 12/30 | 03:00 | CPI - EU Harmonized (y/y) | Dec P | -- | 1.0 | 0.5 |
| RU | DEC 30-31 | | Real GDP (y/y) | 3Q F | -- | -- | -0.40 |

ASIA-PACIFIC

| <u>Country</u> | <u>Date</u> | <u>Time</u> | <u>Indicator</u> | <u>Period</u> | <u>BNS</u> | <u>Consensus</u> | <u>Latest</u> |
|----------------|-------------|-------------|------------------------------------|---------------|------------|------------------|---------------|
| VN | DEC 23-24 | | CPI (y/y) | Dec | -- | 4.9 | 4.5 |
| VN | DEC 24-31 | | Real GDP YTD (y/y) | 4Q | -- | 6.3 | 5.9 |
| SK | 12/26 | 16:00 | Consumer Confidence Index | Dec | -- | -- | 95.8 |
| JN | 12/26 | 18:30 | Household Spending (y/y) | Nov | -- | 0.2 | -0.4 |
| JN | 12/26 | 18:30 | Jobless Rate (%) | Nov | -- | 3.0 | 3.0 |
| JN | 12/26 | 18:30 | National CPI (y/y) | Nov | -- | 0.5 | 0.1 |
| JN | 12/26 | 18:30 | Tokyo CPI (y/y) | Dec | -- | 0.4 | 0.5 |
| CH | 12/26 | 20:30 | Industrial Profits YTD (y/y) | Nov | -- | -- | 9.8 |
| JN | 12/27 | | Housing Starts (y/y) | Nov | -- | 9.8 | 13.7 |
| JN | 12/27 | | Construction Orders (y/y) | Nov | -- | -- | 15.2 |
| JN | 12/27 | 18:50 | Industrial Production (m/m) | Nov P | -- | 1.6 | 0.0 |
| JN | 12/27 | 18:50 | Large Retailers' Sales (y/y) | Nov | -- | -- | -1.0 |
| JN | 12/27 | 18:50 | Retail Trade (m/m) | Nov | -- | -0.5 | 2.5 |
| JN | 12/27 | 18:50 | Retail Trade (y/y) | Nov | -- | 0.8 | -0.2 |
| JN | 12/27 | 18:50 | Industrial Production (y/y) | Nov P | -- | 4.6 | -1.4 |
| JN | 12/27 | 23:00 | Vehicle Production (y/y) | Nov | -- | -- | -3.9 |
| SK | 12/28 | 16:00 | Business Survey- Manufacturing | Jan | -- | -- | 72.0 |
| SK | 12/28 | 16:00 | Business Survey- Non-Manufacturing | Jan | -- | -- | 72.0 |
| SK | 12/28 | 18:00 | Industrial Production (m/m) | Nov | -- | 1.0 | -1.7 |
| SK | 12/28 | 18:00 | Industrial Production (y/y) | Nov | -- | 1.4 | -1.6 |
| HK | 12/29 | 03:30 | Exports (y/y) | Nov | -- | -0.2 | -1.8 |
| HK | 12/29 | 03:30 | Imports (y/y) | Nov | -- | 2.3 | 0.5 |
| HK | 12/29 | 03:30 | Trade Balance (HKD bn) | Nov | -- | -40.0 | -37.2 |
| SK | 12/29 | 18:00 | CPI (m/m) | Dec | -- | 0.2 | -0.1 |
| SK | 12/29 | 18:00 | CPI (y/y) | Dec | -- | 1.3 | 1.5 |
| SK | 12/29 | 18:00 | Core CPI (y/y) | Dec | -- | 1.4 | 1.6 |
| TH | 12/30 | 02:30 | Exports (y/y) | Nov | -- | -- | -4.3 |
| TH | 12/30 | 02:30 | Imports (y/y) | Nov | -- | -- | 7.4 |
| TH | 12/30 | 02:30 | Trade Balance (US\$ mn) | Nov | -- | -- | 1794 |
| IN | 12/30 | 06:00 | Fiscal Deficit (INR Crore) | Nov | -- | -- | -24481 |

Forecasts at time of publication.
 Source: Bloomberg, Scotiabank Economics.

Key Indicators for the week of December 26 – 30
ASIA-PACIFIC *(continued from previous page)*

| <u>Country</u> | <u>Date</u> | <u>Time</u> | <u>Indicator</u> | <u>Period</u> | <u>BNS</u> | <u>Consensus</u> | <u>Latest</u> |
|----------------|-------------|-------------|-------------------------|---------------|------------|------------------|---------------|
| SK | 12/31 | 19:00 | Exports (y/y) | Dec | -- | 4.5 | 2.7 |
| SK | 12/31 | 19:00 | Imports (y/y) | Dec | -- | 6.4 | 10.1 |
| SK | 12/31 | 19:00 | Trade Balance (US\$ mn) | Dec | -- | 6808 | 8003 |
| CH | 12/31 | 20:00 | Manufacturing PMI | Dec | -- | 51.6 | 51.7 |
| CH | 12/31 | 20:00 | Non-manufacturing PMI | Dec | -- | -- | 54.7 |

LATIN AMERICA

| <u>Country</u> | <u>Date</u> | <u>Time</u> | <u>Indicator</u> | <u>Period</u> | <u>BNS</u> | <u>Consensus</u> | <u>Latest</u> |
|----------------|-------------|-------------|-----------------------------|---------------|------------|------------------|---------------|
| CL | 12/29 | 07:00 | Industrial Production (y/y) | Nov | -0.7 | -1.5 | -6.9 |
| CL | 12/29 | 07:00 | Retail Sales (y/y) | Nov | 2.8 | 2.1 | 5.1 |
| CL | 12/30 | 07:00 | Unemployment Rate (%) | Nov | 6.7 | 6.3 | 6.4 |
| CO | 12/30 | 10:00 | Urban Unemployment Rate (%) | Nov | -- | 9.0 | 9.0 |

Global Auctions for the week of December 26 – 30**NORTH AMERICA**

| <u>Country</u> | <u>Date</u> | <u>Time</u> | <u>Event</u> |
|----------------|-------------|-------------|---|
| US | 12/27 | 13:00 | U.S. to Sell 2-Year Notes |
| US | 12/28 | 11:30 | U.S. to Sell 2-Year Floating Rate Notes Reopening |
| US | 12/28 | 13:00 | U.S. to Sell 5-Year Notes |
| US | 12/29 | 13:00 | U.S. to Sell 7-Year Notes |

EUROPE

| <u>Country</u> | <u>Date</u> | <u>Time</u> | <u>Event</u> |
|----------------|-------------|-------------|---------------------|
| IT | 12/29 | 05:00 | Italy to Sell Bonds |
| SP | 01/05 | 04:30 | Spain to Sell Bonds |
| UK | 01/05 | 05:30 | U.K. to Sell Bonds |

ASIA-PACIFIC

| <u>Country</u> | <u>Date</u> | <u>Time</u> | <u>Event</u> |
|----------------|-------------|-------------|-----------------------------|
| JN | 12/26 | 22:45 | Japan to Sell 2-Year Bonds |
| JN | 01/04 | 22:45 | Japan to Sell 10-Year Bonds |

Events for the week of December 26 – 30**NORTH AMERICA**

| <u>Country</u> | <u>Date</u> | <u>Time</u> | <u>Event</u> |
|----------------|-------------|-------------|---|
| MX | 12/29 | 10:00 | Central Bank Monetary Policy Minutes |
| US | 01/06 | | Fed's Lacker Speaks to Maryland Bankers Association |
| US | 01/06 | 12:15 | Fed's Evans Speaks on Economy and Policy in Chicago |

EUROPE

| <u>Country</u> | <u>Date</u> | <u>Time</u> | <u>Event</u> |
|----------------|-------------|-------------|---|
| NO | 01/04 | 03:30 | Norges Bank Deputy Governor Matsen Speaks in Oslo |
| EC | JAN 5-15 | | ECB account of the monetary policy meeting |

ASIA-PACIFIC

| <u>Country</u> | <u>Date</u> | <u>Time</u> | <u>Event</u> |
|----------------|-------------|-------------|---|
| JN | 12/25 | 18:50 | BOJ Minutes of Oct. 31-Nov.1 Meeting |
| JN | 12/25 | 23:00 | BOJ Kuroda speaks in Keidanren |
| JN | DEC 26-27 | | Japanese Prime Minister Abe to Meet with U.S. President Obama |
| JN | 12/28 | 18:50 | BOJ Summary of Opinions at Dec.19-20 Meeting |
| SK | 01/03 | 02:00 | Bank of Korea Policy Meeting Minutes |

LATIN AMERICA

| <u>Country</u> | <u>Date</u> | <u>Time</u> | <u>Event</u> |
|----------------|-------------|-------------|----------------------------------|
| CO | 12/30 | 13:00 | Colombia Monetary Policy Minutes |

Global Central Bank Watch

NORTH AMERICA

| <u>Rate</u> | <u>Current Rate</u> | <u>Next Meeting</u> | <u>Scotia's Forecasts</u> | <u>Consensus Forecasts</u> |
|---|---------------------|---------------------|---------------------------|----------------------------|
| Bank of Canada – Overnight Target Rate | 0.50 | January 18, 2017 | 0.50 | 0.50 |
| Federal Reserve – Federal Funds Target Rate | 0.75 | February 1, 2017 | 0.75 | 0.75 |
| Banco de México – Overnight Rate | 5.75 | February 9, 2017 | 5.75 | -- |

EUROPE

| <u>Rate</u> | <u>Current Rate</u> | <u>Next Meeting</u> | <u>Scotia's Forecasts</u> | <u>Consensus Forecasts</u> |
|--|---------------------|---------------------|---------------------------|----------------------------|
| European Central Bank – Refinancing Rate | 0.00 | January 19, 2017 | 0.00 | -- |
| Bank of England – Bank Rate | 0.25 | February 2, 2017 | 0.25 | -- |
| Swiss National Bank – Libor Target Rate | -0.75 | March 16, 2017 | -0.75 | -- |
| Central Bank of Russia – One-Week Auction Rate | 10.00 | February 3, 2017 | 10.00 | -- |
| Sweden Riksbank – Repo Rate | -0.50 | February 15, 2017 | -0.50 | -- |
| Norges Bank – Deposit Rate | 0.50 | March 16, 2017 | 0.50 | -- |

ASIA PACIFIC

| <u>Rate</u> | <u>Current Rate</u> | <u>Next Meeting</u> | <u>Scotia's Forecasts</u> | <u>Consensus Forecasts</u> |
|--|---------------------|---------------------|---------------------------|----------------------------|
| Bank of Japan – Policy Rate | -0.10 | January 31, 2017 | -0.10 | -- |
| Reserve Bank of Australia – Cash Target Rate | 1.50 | February 6, 2017 | 1.50 | 1.50 |
| Reserve Bank of New Zealand – Cash Rate | 1.75 | February 8, 2017 | 1.75 | 1.75 |
| People's Bank of China – Lending Rate | 4.35 | TBA | -- | -- |
| Reserve Bank of India – Repo Rate | 6.25 | February 8, 2017 | 6.00 | -- |
| Bank of Korea – Bank Rate | 1.25 | TBA | 1.25 | -- |
| Bank of Thailand – Repo Rate | 1.50 | February 8, 2017 | 1.50 | 1.50 |
| Bank Indonesia – 7-Day Reverse Repo Rate | 4.75 | January 19, 2017 | 4.75 | -- |

LATIN AMERICA

| <u>Rate</u> | <u>Current Rate</u> | <u>Next Meeting</u> | <u>Scotia's Forecasts</u> | <u>Consensus Forecasts</u> |
|--|---------------------|---------------------|---------------------------|----------------------------|
| Banco Central do Brasil – Selic Rate | 13.75 | January 11, 2017 | 13.75 | -- |
| Banco Central de Chile – Overnight Rate | 3.50 | January 19, 2017 | 3.50 | -- |
| Banco de la República de Colombia – Lending Rate | 7.50 | January 30, 2017 | 7.75 | -- |
| Banco Central de Reserva del Perú – Reference Rate | 4.25 | January 12, 2017 | 4.25 | -- |

AFRICA

| <u>Rate</u> | <u>Current Rate</u> | <u>Next Meeting</u> | <u>Scotia's Forecasts</u> | <u>Consensus Forecasts</u> |
|--|---------------------|---------------------|---------------------------|----------------------------|
| South African Reserve Bank – Repo Rate | 7.00 | January 24, 2017 | 7.00 | -- |

This report has been prepared by Scotiabank Economics as a resource for the clients of Scotiabank. Opinions, estimates and projections contained herein are our own as of the date hereof and are subject to change without notice. The information and opinions contained herein have been compiled or arrived at from sources believed reliable but no representation or warranty, express or implied, is made as to their accuracy or completeness. Neither Scotiabank nor any of its officers, directors, partners, employees or affiliates accepts any liability whatsoever for any direct or consequential loss arising from any use of this report or its contents.

These reports are provided to you for informational purposes only. This report is not, and is not constructed as, an offer to sell or solicitation of any offer to buy any financial instrument, nor shall this report be construed as an opinion as to whether you should enter into any swap or trading strategy involving a swap or any other transaction. The information contained in this report is not intended to be, and does not constitute, a recommendation of a swap or trading strategy involving a swap within the meaning of U.S. Commodity Futures Trading Commission Regulation 23.434 and Appendix A thereto. This material is not intended to be individually tailored to your needs or characteristics and should not be viewed as a “call to action” or suggestion that you enter into a swap or trading strategy involving a swap or any other transaction. Scotiabank may engage in transactions in a manner inconsistent with the views discussed this report and may have positions, or be in the process of acquiring or disposing of positions, referred to in this report.

Scotiabank, its affiliates and any of their respective officers, directors and employees may from time to time take positions in currencies, act as managers, co-managers or underwriters of a public offering or act as principals or agents, deal in, own or act as market makers or advisors, brokers or commercial and/or investment bankers in relation to securities or related derivatives. As a result of these actions, Scotiabank may receive remuneration. All Scotiabank products and services are subject to the terms of applicable agreements and local regulations. Officers, directors and employees of Scotiabank and its affiliates may serve as directors of corporations.

Any securities discussed in this report may not be suitable for all investors. Scotiabank recommends that investors independently evaluate any issuer and security discussed in this report, and consult with any advisors they deem necessary prior to making any investment.

This report and all information, opinions and conclusions contained in it are protected by copyright. This information may not be reproduced without the prior express written consent of Scotiabank.

™ Trademark of The Bank of Nova Scotia. Used under license, where applicable.

Scotiabank, together with “Global Banking and Markets”, is a marketing name for the global corporate and investment banking and capital markets businesses of The Bank of Nova Scotia and certain of its affiliates in the countries where they operate, including, Scotiabanc Inc.; Citadel Hill Advisors L.L.C.; The Bank of Nova Scotia Trust Company of New York; Scotiabank Europe plc; Scotiabank (Ireland) Limited; Scotiabank Inverlat S.A., Institución de Banca Múltiple, Scotia Inverlat Casa de Bolsa S.A. de C.V., Scotia Inverlat Derivados S.A. de C.V. – all members of the Scotiabank group and authorized users of the Scotiabank mark. The Bank of Nova Scotia is incorporated in Canada with limited liability and is authorised and regulated by the Office of the Superintendent of Financial Institutions Canada. The Bank of Nova Scotia is authorised by the UK Prudential Regulation Authority and is subject to regulation by the UK Financial Conduct Authority and limited regulation by the UK Prudential Regulation Authority. Details about the extent of The Bank of Nova Scotia's regulation by the UK Prudential Regulation Authority are available from us on request. Scotiabank Europe plc is authorised by the UK Prudential Regulation Authority and regulated by the UK Financial Conduct Authority and the UK Prudential Regulation Authority.

Scotiabank Inverlat, S.A., Scotia Inverlat Casa de Bolsa, S.A. de C.V., and Scotia Derivados, S.A. de C.V., are each authorized and regulated by the Mexican financial authorities.

Not all products and services are offered in all jurisdictions. Services described are available in jurisdictions where permitted by law.