

LOGROLLING AT THE FED

- [United States — Powell Versus Shelton](#) 2–3
- [Asia-Pacific — Crisis Highlights Absence of An Independent Press](#) 3–4
- [Canada — Central Bank Footy](#) 4
- [Latin America — Banxico To Prop Up Growth](#) 5
- [Europe — Fresh Challenges To Already Moribund Growth](#) 5–6

FORECASTS & DATA

- [Key Indicators](#) A1–A2
- [Global Auctions Calendar](#) A3
- [Events Calendar](#) A4
- [Global Central Bank Watch](#) A5

CONTACTS

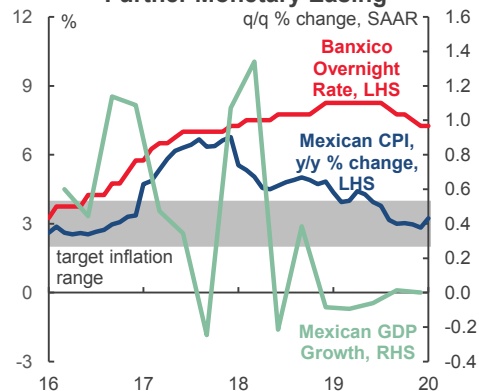
Derek Holt, VP & Head of Capital Markets Economics
416.863.7707
Scotiabank Economics
derek.holt@scotiabank.com

Next Week's Risk Dashboard

- Coronavirus tracking
- Powell's testimony
- New Hampshire primary
- CBs: Banxico, RBNZ, Peru, Riksbank
- Inflation: US, China, India
- GDP: UK, Germany, Eurozone-r, Colombia, Malaysia
- US retail sales, industrial output, UoM
- China macro (tentative)
- BoC's Poloz & RBA's Lowe
- Fed nomination hearings
- European macro
- UK macro

Chart of the Week

Stagnant Mexican Growth Supports Further Monetary Easing



Sources: Scotiabank Economics, INEGI, Banco de México.

Chart of the Week: Prepared by: Evan Andrade, Research Analyst.

Logrolling At The Fed

UNITED STATES—POWELL VERSUS SHELTON

The upcoming week will focus upon two marquee macroeconomic releases, marathon testimonies by Fed Chair Powell and a controversial Senate nomination hearing. The New Hampshire primary on Tuesday will be monitored and hopefully with greater success than the botched Iowa caucuses; if so, then New Hampshire may provide a cleaner reading on who has momentum in the race to be the leader of the Democratic party.

Powell will deliver his semi-annual Monetary Policy Report to Congress. The report itself has been pre-released ([here](#)). Round one of his testimony including prepared remarks and questioning will be before the House Committee on Financial Services on Tuesday at 10amET. Round two will be the next day also at 10amET before the Senate Committee on Banking, Housing and Urban Affairs. The broad tone is likely to continue to emphasize how the economy is “in a good place,” and that a material shock would be needed to lead the Fed to consider adjusting the policy rate any time soon. That said, the MPR noted that “possible spillovers from the effects of the coronavirus in China have presented a new risk to the outlook.” While to an extent this is a statement of the thoroughly obvious, it escalates the Fed’s formalized risk-watch. Further elaboration is possible next week.

Thursday’s update of the consumer price index for January is likely to see a touch firmer headline CPI and unchanged core CPI. Headline inflation probably accelerated from 2.3% y/y to 2.5% while core remained at 2.3%. A shift in base effects would drag down the reading a touch. Offsets include that January is normally a seasonal up-month for prices. Further, gasoline prices across all grades accelerated from a rise of 5.5% y/y in December to 11.7% in January. Gas carries about a 4% weight in CPI and so this factor could add about two-tenths to year-over-year headline inflation on its own.

Friday’s update for retail sales during January will need to rely upon strength in core sales ex-autos and gasoline if it is to be an upbeat reading. Vehicle sales were up by 0.8% m/m SA with a 20% weight on the overall category and so this could add a tenth or two to retail sales growth assuming prices were unchanged (we’ll find out in CPI). Gasoline was up 1.2% m/m in seasonally unadjusted terms in January 2020 with an 8.5% weight and could therefore add a tenth to the value of sales. Combined, autos and gas could add about a quarter point to total retail sales assuming no change in auto prices or gas volumes. Sales ex-autos should be a touch weaker than sales with autos by maybe 0.1–0.2 points.

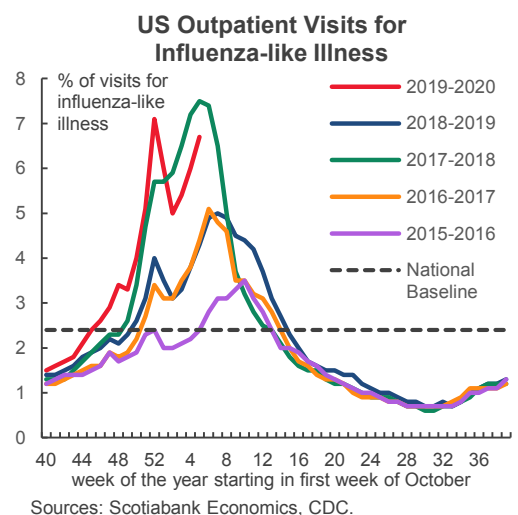
Other Fed speakers will include San Fran’s Daly and Philly’s Harker (Monday), Daly (again) with St. Louis President Bullard and Minneapolis President Kashkari (Tuesday), Harker again on Thursday, and then Cleveland President Mester on Friday.

Many in the markets—including economists—question the wisdom of advancing Judy Shelton to the Fed’s Board of Governors. **Shelton will get her chance to address those concerns during her Senate confirmation hearing on Thursday. Christopher Waller’s more credible candidacy will also be explored during the same hearing,** although less fanfare and controversy is expected for Waller. Both are advocates of easier monetary policy.

Among the list of concerns surrounding Trump’s nomination of Shelton are her overtly partisan ties to the White House and specifically the 2016 Trump campaign. That degree of bias if not downright pork barrel politics is simply unacceptable especially given how partisan the Trump administration’s appointments have tended to be.

Further, Shelton once criticized low rates and favoured free trade, but came to support easier policy and Trump’s trade war with China more recently. Shelton has supported a return to the gold standard and doesn’t believe in the Fed’s Congressional dual mandate. She also thinks the Phillips curve is totally dead and not just dormant or flatter than previously. Her comments have suggested she supports zero-sum currency wars and is a fan of handing over policy decisions to whatever markets are pricing at that moment.

Chart 1



This may be no normal appointment to the powerful Board of Governors. If nominated, Shelton could well be the Trojan horse on the FOMC, lying in wait for Trump to promote her to Chair by the end of Powell's term in February 2022 and assuming Trump wins the election this November and is in power until 2024. The world's most powerful central bank cannot be debased by such overt blurring of the lines between the executive branch and the Federal Reserve. The risk concerns whether this Senate is so overly partisan and/or fearful that it will do nothing to stand in Shelton's way. Perhaps perpetually delaying the vote until a new Congress is an attractive option.

Also watch for whether **industrial production** during January (Friday) followed the recent ISM-manufacturing report higher. Further, **UofM consumer sentiment** (Friday) will be monitored for how this sentiment gauge is holding up to volatile markets and both a bad flu season (chart 1) and coronavirus concerns notwithstanding minimal spread to the US thus far. Whether job openings continue to decline when December's JOLTS report arrives on Tuesday may also be worth a glance.

Earnings season is past its maximum potential effect with sixty-four S&P500 firms on tap but with few of macro significance.

ASIA-PACIFIC—CRISIS HIGHLIGHTS ABSENCE OF AN INDEPENDENT PRESS

The coronavirus and its spread will continue to be the dominant form of off-calendar risk overhanging global markets over the coming week.

The speed at which the virus is spreading in China, the human toll and the damage to the economy are one set of considerations. As this publication is being sent, China's case count has skyrocketed from 278 on January 20th to about 31,500 now with a 2% mortality rate and zero evidence of a peak being established (chart 2). Markets have no idea where this is going, but the early Pollyannaish counter-claims in elements of the press appear to be rather misguided in part with the benefit of hindsight. As a result of the direct effects and containment efforts, Chinese production and consumption are being severely curtailed. Scotiabank's Singapore-based Tuuli McCully estimates that China's growth rate is likely to drop to just above the 4 ½% y/y range in Q1 and Q2 on average from the recent string of roughly 6% readings. The risk is likely pointed lower yet.

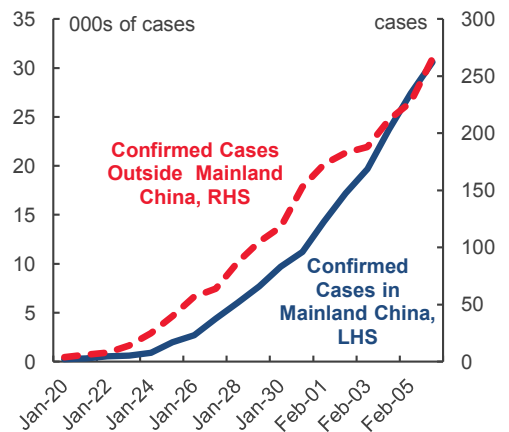
A further concern remains the risk of the virus spreading to other regions, although thus far 99% of cases remain in mainland China. Sharp declines in oil prices will negatively impact net oil-producing countries with negative effects upon domestic income. Business disruption effects including cancelled travel and conferences combines with heightened consumer unease across the region. A further concern is whether the speed of onset, a shortage of testing kits and political factors are resulting in underreporting of the cases in China. Possible human rights violations such as disturbing Twitter videos of vans pulling allegedly affected people off the street, police following suspected sick people and whether dissidents are being quelled in opportunistic fashion are also a serious risk being monitored. This is where the lack of an independent press to challenge Xi Jinping's uni-party state is problematic.

Amidst such concerns, data seems trivial. In fact, we might well not get any out of China next week. China is scheduled to release CPI and producer prices for January on Monday, financing data sometime before the end of the week and foreign direct investment sometime next week or the following. China recently announced that it would suspend publication of export figures for January and include them in the next round for February due to collection difficulties. Even if some data is released, markets will have cause to view it with even greater skepticism than normal.

The consensus of economists is unanimously calling for the Reserve Bank of New Zealand to hold the cash rate at 1% on Tuesday. Uh oh! Unanimity can be a dangerous thing in this field. Notwithstanding coronavirus concerns and potential knock-on effects, the rise of inflation to 1.9% y/y in Q4 and hence close to the 2% target is likely to keep the central bank on the sidelines. So may the increase in the quarterly survey of inflation expectations in terms of both the one year ahead and two year ahead rates ([here](#)).

Chart 2

International Coronavirus Cases Remain Relatively Low



Sources: Scotiabank Economics, WHO, CDC.

India updates CPI inflation for January on Wednesday. A crest is probably not yet in place amid expectations for further upward pressure toward the 7 ½% y/y range. All of the recent acceleration has been driven by food prices stemming from poor weather and its impact upon onion prices in particular. Core inflation remains better behaved around 3 ¾% y/y and below the mid-point of the RBI's 2–6% inflation target range. For now, the RBI continues to look through this effect as transitory and narrow in scope.

Malaysia reports Q4 GDP growth on Tuesday. Growth is expected to decelerate somewhat to just over 4% y/y. Further downside risk as coronavirus effects impact Asian economies may have markets looking through a stale Q4 reading.

CANADA—CENTRAL BANK FOOTY

If Governor Poloz feels he has something to say before his second last rate decision on March 4th, then next week may be the time to do it! In general, however, Canada's calendar-based market risks should be fairly light over the coming week. The bond market will shut early at 1pmET on Friday ahead of the long weekend.

Bank of Canada Governor Stephen Poloz will be on a panel on Wednesday evening (7:15pmET) Down Under. He will appear on a bank governors' panel with RBA Governor Lowe at the Australia-Canada Economic Leadership Forum. There will be no published remarks. It's unclear if there will be media availability given the BoC's practice of only providing details within three days prior to the event.

The backdrop of fires and spillover effects from the coronavirus may not provide Governor Poloz with the cheeriest setting. Still, it's a chance to practice a central bankers' version of Aussie Rules footy; few tactics are not permitted and both central banking and footy have relatively simple end objectives aimed at a target range. RBA's Lowe is likely to repeat his recent line that the risks of further easing outweigh the benefits unless things really turn south. Poloz might think and convey that he's on the same page, but if so, an important caveat needs to be noted. The RBA has already chopped its cash rate target in half to 0.75%; the BoC hasn't budged and is still parked at 1.75%.

Poloz last spoke on January 22nd at the press conference following the last rate decision when he said that "obviously a rate cut is on the table" (recap [here](#)). The recent speech by SDG Wilkins did not offer any near-term policy guidance but focused upon suggestions for how other policymakers could raise Canada's long-run potential growth and neutral rate of interest.

Since Poloz's last appearance, developments have been mixed—a favourite word of the BoC's! Coronavirus cases have grown exponentially, but mostly within China and with only a handful of cases in Canada. Unlike the US that is having one of its worst flu seasons, Canada's appears not to be quite as bad (chart 3). Further, much but not all of the correction in WTI and Western Canada Select oil prices was in place by the time of the last rate decision while broad commodity prices edged a little lower in keeping with coronavirus-related concerns toward China's economy. Domestic data has generally been a touch better than expected including retail sales (+0.9% m/m) and GDP (+0.1% m/m) for November while job growth and wages firmed. Hours worked nevertheless remain weak and continue to point to weakness in GDP growth (recap [here](#)). Further, US President Trump signed the USMCA deal into law, but it has not yet been ratified by Canada.

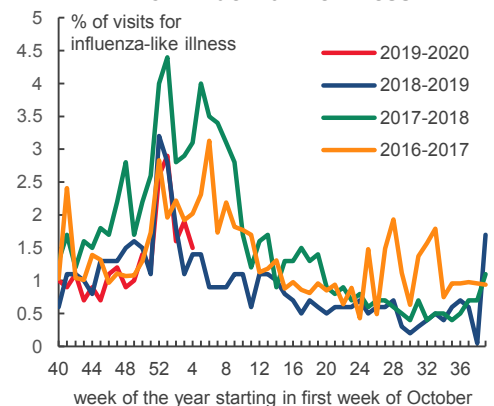
Fifty-five TSX-listed firms will release earnings over the coming week

including names like Shopify, several global insurance companies, Bombardier, Telus, Barrick Gold and West Fraser.

Data risk will be low with only housing starts in January (Monday) and existing home sales during the same month (Friday) on tap. Canada auctions 2s on Wednesday.

Chart 3

Canadian Outpatient Visits for Influenza-like Illness



Sources: Scotiabank Economics, Public Health Agency of Canada.

LATIN AMERICA—BANXICO TO PROP UP GROWTH

A pair of monetary policy decisions and a pair of macro reports will pose regional calendar-based risk.

Banxico is almost unanimously expected to cut its overnight rate by 25bps to 7% on Thursday. Our Mexican economics team is in the cut camp. On the face of it, inflation statistics might not counsel further easing. CPI inflation rose from 2.8% y/y in December to 3.2% while core CPI inflation also ticked higher to 3.7% y/y from 3.6%. Banxico targets inflation between 2–4% and so inflation is approaching the upper limit. The focus, however, is upon working the inflation target range that may face downside risk if growth continues to disappoint. The economy has not posted any GDP growth over the past five quarters. This trade-off is shown in chart 4. As a consequence, Mexico’s output gap has been registering widened slack (chart 5).

Peru’s central bank is almost unanimously expected to hold its reference rate at 2.25%. Scotiabank’s Lima-based economists also expect a pause. The central bank has been on pause since November after cutting twice over preceding months. Inflation at 1.9% y/y is slightly below the 2% mid-point of the 1–3% target range.

A pair of macro reports will include **Colombian GDP** that is expected to remain around 3¼% y/y on Friday and Argentina’s latest inflation rate that has been riding well over 50% y/y (Thursday).

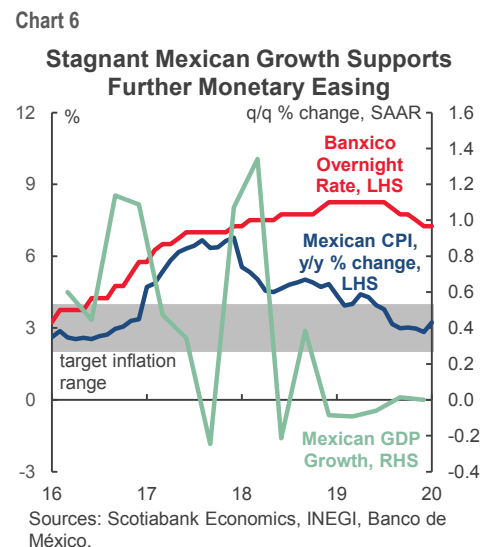
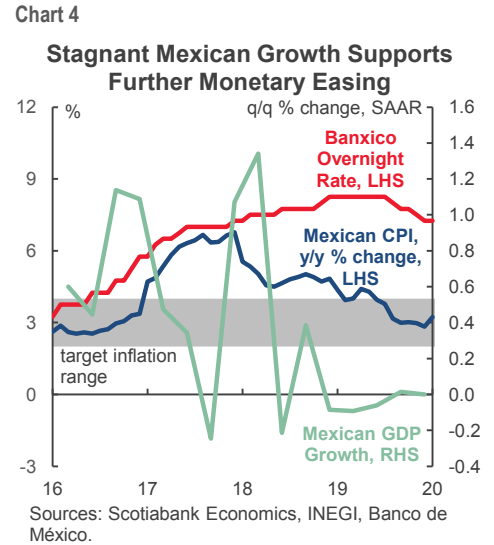
EUROPE—FRESH CHALLENGES TO ALREADY MORIBUND GROWTH

Whether the Bank of England made the right decision to hold its policy rate and how badly the Eurozone economy is performing will be the main points of emphasis over the coming week.

Exactly how badly did European industry perform to end off 2019? The Eurozone industrial output tally lands on Wednesday and it will provided a bleak add-up across partially known figures across individual countries. As chart 6 shows, German and French industries are in a tailspin. German industrial output shrank by 3.5% m/m in December alone. French industrial production fell by 2.6%. Spanish industrial production was down by 1.4%. Italy will report on Monday.

This could set the stage for negative revisions to Eurozone GDP growth during Q4 when the second set of estimates arrives on Friday to incorporate Germany’s first estimate due the same day. The initial reading for Q4 Eurozone GDP growth was just 0.1% q/q at a seasonally adjusted but non-annualized rate. The revised estimate could well post no growth. PMIs indicate there is slight if any relief forthcoming. The Eurozone composite PMI has increased from a trough of 50.1 in September to 51.3 in January. Anything above 50 is positive in that it signals growth, and so a little further distance from that dividing line signals the potential for slightly better prospects in Q1. The question now is to what extent export prospects to China’s economy will be enough of a downside to scuttle such hopes.

Did the Bank of England make the correct decision in Governor Carney’s final meeting at the helm on January 30th when they held the policy rate at 0.75%? Macro data could inform this debate on Tuesday when a batch of readings lands. Fourth quarter GDP growth is expected to land at 0%. A monthly services gauge could post moderate growth on the same day. Industrial production is expected to rise



a touch, but one would think that the extent of the aforementioned weakness across the Eurozone economies was a bit of a warning shot to such expectations. The difference maker may be the recently strong rise in UK purchasing managers' indices that could counsel expectations for higher output. Also watch updated trade figures for December as they are expected to return the trade balance to deficit territory. The following week will bring out another CPI report for January. The fact that core inflation at 1.4% and falling is running in the opposite direction from the 2% target could have merited easing on its own rather than placing such a premium degree of emphasis upon purchasing managers' indices.

Sweden's Riksbank is universally expected to hold its policy rate at 0% on Wednesday. Why? Because it said so. The last policy decision in December stated "the repo rate is expected to remain at zero per cent in the coming years." This followed the decision to raise the benchmark rate by 0.25% to 0% at that prior meeting in an effort to get away from negative rates.

France updates the unemployment rate for Q4 (Thursday) which tees up the Eurozone Q4 employment tally the next day. Germany revises CPI for January on Thursday. Norway's inflation rate is expected to rise to the 2% target on Monday. Not so for Switzerland where inflation is expected to remain very low and close to 0% y/y on Monday (target <2%).

Key Indicators for week of February 10 – 14
NORTH AMERICA

Country	Date	Time	Indicator	Period	BNS	Consensus	Latest
CA	02/10	08:15	Housing Starts (000s a.r.)	Jan	200	--	197.3
CA	02/10	08:30	Building Permits (m/m)	Dec	--	--	-2.4
MX	02/11	07:00	Industrial Production (m/m)	Dec	--	0.2	0.8
MX	02/11	07:00	Industrial Production (y/y)	Dec	--	-0.1	-2.1
US	02/11	10:00	JOLTS Job Openings (000s)	Dec	--	6925	6800
US	02/12	07:00	MBA Mortgage Applications (w/w)	Feb 7	--	--	7.2
US	02/12	14:00	Treasury Budget (US\$ bn)	Jan	--	8.9	-13.3
US	02/13	08:30	CPI (m/m)	Jan	0.2	0.2	0.2
US	02/13	08:30	CPI (y/y)	Jan	2.5	2.5	2.3
US	02/13	08:30	CPI (index)	Jan	--	258	257
US	02/13	08:30	CPI ex. Food & Energy (m/m)	Jan	0.2	0.2	0.1
US	02/13	08:30	CPI ex. Food & Energy (y/y)	Jan	2.3	2.2	2.3
US	02/13	08:30	Initial Jobless Claims (000s)	Feb 8	205	210	216
US	02/13	08:30	Continuing Claims (000s)	Feb 1	1750	1748	1703
MX	02/13	14:00	Overnight Rate (%)	Feb 13	7.00	7.00	7.25
US	02/14	08:30	Export Prices (m/m)	Jan	--	-0.2	0.3
US	02/14	08:30	Import Prices (m/m)	Jan	--	-0.2	0.3
US	02/14	08:30	Retail Sales (m/m)	Jan	0.4	0.3	0.3
US	02/14	08:30	Retail Sales ex. Autos (m/m)	Jan	0.3	0.3	0.7
CA	02/14	09:00	Existing Home Sales (m/m)	Jan	--	--	-0.9
US	02/14	09:15	Capacity Utilization (%)	Jan	76.9	76.8	77.0
US	02/14	09:15	Industrial Production (m/m)	Jan	0.0	-0.2	-0.3
US	02/14	10:00	Business Inventories (m/m)	Dec	--	0.1	-0.2
US	02/14	10:00	U. of Michigan Consumer Sentiment	Feb P	98.5	99.2	99.8

EUROPE

Country	Date	Time	Indicator	Period	BNS	Consensus	Latest
IT	02/10	04:00	Industrial Production (m/m)	Dec	--	-0.6	0.1
UK	02/11	04:30	GDP (q/q)	4Q P	-0.1	0.0	0.4
UK	02/11	04:30	Index of Services (m/m)	Dec	--	0.2	-0.3
UK	02/11	04:30	Industrial Production (m/m)	Dec	0.5	0.3	-1.2
UK	02/11	04:30	Manufacturing Production (m/m)	Dec	--	0.4	-1.7
UK	02/11	04:30	Visible Trade Balance (£ mn)	Dec	--	-10000	-5256
SW	02/12	03:30	Riksbank Interest Rate (%)	Feb 12	0.00	0.00	0.00
EC	02/12	05:00	Industrial Production (m/m)	Dec	-0.2	-1.7	0.2
EC	02/12	05:00	Industrial Production (y/y)	Dec	--	-1.9	-1.5
GE	02/13	02:00	CPI (m/m)	Jan F	--	-0.6	-0.6
GE	02/13	02:00	CPI (y/y)	Jan F	--	1.7	1.7
GE	02/13	02:00	CPI - EU Harmonized (m/m)	Jan F	--	-0.8	-0.8
GE	02/13	02:00	CPI - EU Harmonized (y/y)	Jan F	--	1.6	1.6
GE	02/14	02:00	Real GDP (q/q)	4Q P	0.1	0.1	0.1
SP	02/14	03:00	CPI (m/m)	Jan F	--	-1.0	-1.0
SP	02/14	03:00	CPI (y/y)	Jan F	--	1.1	1.1
SP	02/14	03:00	CPI - EU Harmonized (m/m)	Jan F	--	-1.4	-1.4
SP	02/14	03:00	CPI - EU Harmonized (y/y)	Jan F	--	1.1	1.1
PD	02/14	04:00	GDP (y/y)	4Q P	--	3.00	3.90
PO	02/14	04:30	Real GDP (q/q)	4Q P	--	0.40	0.30
EC	02/14	05:00	Employment (q/q)	4Q P	--	--	0.1
EC	02/14	05:00	GDP (q/q)	4Q P	0.1	0.1	0.1
EC	02/14	05:00	Trade Balance (€ mn)	Dec	--	--	20.7

Forecasts at time of publication.
 Sources: Bloomberg, Scotiabank Economics.

Key Indicators for week of February 10 – 14

ASIA-PACIFIC

Country	Date	Time	Indicator	Period	BNS	Consensus	Latest
JN	02/09	18:50	Bank Lending (y/y)	Jan	--	--	1.8
JN	02/09	18:50	Current Account (¥ bn)	Dec	--	465	1437
JN	02/09	18:50	Trade Balance - BOP Basis (¥ bn)	Dec	--	28.0	-2.5
CH	02/09	20:30	CPI (y/y)	Jan	4.8	4.9	4.5
CH	02/09	20:30	PPI (y/y)	Jan	--	0.0	-0.5
ID	02/09	22:00	Current Account Balance (US\$ mn)	4Q	--	-8088	-7665
PH	02/10	20:00	Exports (y/y)	Dec	--	3.4	-0.7
PH	02/10	20:00	Imports (y/y)	Dec	--	1.2	-8.0
PH	02/10	20:00	Trade Balance (US\$ mn)	Dec	--	-3979	-3342
CH	02/10		New Yuan Loans (bn)	Jan	3000	3100	1140
SK	02/11	18:00	Unemployment Rate (%)	Jan	3.8	3.8	3.8
JN	02/11	18:50	Japan Money Stock M2 (y/y)	Jan	--	2.8	2.7
JN	02/11	18:50	Japan Money Stock M3 (y/y)	Jan	--	2.3	2.3
NZ	02/11	20:00	RBNZ Official Cash Rate (%)	Feb 12	1.00	1.00	1.00
MA	02/11	23:00	Current Account Balance (MYR mns)	4Q	--	--	11500
MA	02/11	23:00	GDP (y/y)	4Q	4.0	4.1	4.4
IN	02/11-02/15		Exports (y/y)	Jan	--	--	-1.8
IN	02/11-02/15		Imports (y/y)	Jan	--	--	-8.8
SI	02/12	00:00	Retail Sales (y/y)	Dec	--	-2.0	-4.0
JN	02/12	01:00	Machine Tool Orders (y/y)	Jan P	--	--	-33.5
TA	02/12	03:00	Real GDP (y/y)	4Q F	3.4	3.4	3.4
IN	02/12	07:00	CPI (y/y)	Jan	7.50	7.50	7.35
IN	02/12	07:00	Industrial Production (y/y)	Dec	--	1.90	1.80
MA	02/12-02/14		Annual GDP (y/y)	2019	4.5	4.5	4.7
NZ	02/13	16:30	Business NZ PMI	Jan	--	--	49.3
JN	02/13	23:30	Tertiary Industry Index (m/m)	Dec	--	0.1	1.3
IN	02/14	01:30	Monthly Wholesale Prices (y/y)	Jan	--	2.8	2.6

LATIN AMERICA

Country	Date	Time	Indicator	Period	BNS	Consensus	Latest
PE	02/10-02/12		Trade Balance (USD mn)	Dec	--	--	670
BZ	02/12	07:00	Retail Sales (m/m)	Dec	--	0.1	0.6
BZ	02/12	07:00	Retail Sales (y/y)	Dec	--	3.1	2.9
CO	02/13	10:00	Retail Sales (y/y)	Dec	--	5.8	4.4
PE	02/13	18:00	Reference Rate (%)	Feb 13	2.25	2.25	2.25
BZ	02/13-02/14		Economic Activity Index NSA (y/y)	Dec	--	1.3	1.1
BZ	02/14	07:00	Economic Activity Index SA (m/m)	Dec	--	-0.2	0.2
CO	02/14	11:00	GDP (y/y)	Q4	3.2	3.2	3.3

Global Auctions for week of February 10 – 14

NORTH AMERICA

<u>Country</u>	<u>Date</u>	<u>Time</u>	<u>Event</u>
US	02/11	13:00	U.S. to Sell 3-Year Notes
CA	02/12	12:00	Canada to Sell 2 Year Bonds
US	02/12	13:00	U.S. to Sell 10-Year Notes
US	02/13	13:00	U.S. to Sell 30-Year Notes

EUROPE

<u>Country</u>	<u>Date</u>	<u>Time</u>	<u>Event</u>
GE	02/12	05:30	Germany to Sell 4 Billion Euros of 0% 2030 Bonds On Feb 12...
IT	02/13	05:00	Italy to Sell Bonds

ASIA-PACIFIC

<u>Country</u>	<u>Date</u>	<u>Time</u>	<u>Event</u>
CH	02/09	20:30	Beijing to Sell 3,5,10, & 15 Year Bonds
SK	02/09	20:30	Korea Central Bank to Sell 1 & 5 Year Bonds
CH	02/09	22:30	Beijing to Sell 5, 10, 15, 20, & 30 Year Bonds
ID	02/11	04:00	Indonesia to Sell 2, 4, 25 Year Bonds
CH	02/11	22:00	China Plans to Sell 2 & 5 Year Bonds
TH	02/11	22:00	Thailand to Sell 15 Year Bonds
HK	02/11	22:30	Hong Kong to Sell 10 Year Bonds
JN	02/11	22:35	Japan to Sell CPI Linked 10 Year Bonds
NZ	02/12	20:05	New Zealand to Sell NZD250 Mln 1.5% 2031 Bonds
SK	02/13	21:30	Korea to Sell KRW 750 Bln 50 Year Bonds
TH	02/13	22:00	Bk of Thailand to Sell THB20 Bln Bonds Due 2023

Events for week of February 10 – 14

NORTH AMERICA

<u>Country</u>	<u>Date</u>	<u>Time</u>	<u>Event</u>
US	02/10	15:15	Fed's Harker Discusses Economic Outlook
US	02/11	13:30	Fed's Bullard Discusses Economy and Monetary Policy
US	02/11	14:15	Fed's Kashkari Speaks in Kalispell, Montana
US	02/12	08:30	Fed's Harker Discusses Economic Outlook
MX	02/13	14:00	Overnight Rate
US	02/14	11:45	Fed's Mester Discusses Payments Modernization

EUROPE

<u>Country</u>	<u>Date</u>	<u>Time</u>	<u>Event</u>
IT	02/08	05:30	ECB's Visco, Italy's Gualtieri speak in Brescia, Italy
HU	02/10	04:00	Hungary's Orban Meets Merkel to Discuss EPP Membership
EC	02/11	11:30	ECB Executive Board Member Schnabel Speaks in Karlsruhe
SW	02/12	03:30	Riksbank Interest Rate
EC	02/13	03:30	ECB policy maker Pablo Hernandez de Cos speaks in Madrid
NO	02/13	12:00	Norges Bank Governor Olsen's Annual Address

ASIA-PACIFIC

<u>Country</u>	<u>Date</u>	<u>Time</u>	<u>Event</u>
AU	02/11	15:50	RBA's Heath Gives Speech in Sydney
NZ	02/11	20:00	RBNZ Official Cash Rate
AU	02/12	19:15	RBA Governor Lowe Participates in Panel
JN	02/14	05:00	BOJ Deputy Governor Amamiya Speech

LATIN AMERICA

<u>Country</u>	<u>Date</u>	<u>Time</u>	<u>Event</u>
PE	02/13	18:00	Reference Rate

Sources: Bloomberg, Scotiabank Economics.

Global Central Bank Watch

NORTH AMERICA

<u>Rate</u>	<u>Current Rate</u>	<u>Next Meeting</u>	<u>Scotia's Forecasts</u>	<u>Consensus Forecasts</u>
Bank of Canada – Overnight Target Rate	1.75	March 4, 2020	1.50	1.75
Federal Reserve – Federal Funds Target Rate	1.75	March 18, 2020	1.75	1.75
Banco de México – Overnight Rate	7.25	February 13, 2020	7.00	7.00

Banco de México (Banxico): The central bank will hold their monetary policy meeting on Thursday. We expect Banxico will deliver a 25-basis point cut, bringing the overnight rate down to 7.0%. Mexican CPI rose 3.2% in January— in line with Banxico's two to four percent inflation target range. Meanwhile annualized quarterly GDP has not seen material growth in five quarters. Weak economic growth poses downside risk to inflation and supports the case for further easing.

EUROPE

<u>Rate</u>	<u>Current Rate</u>	<u>Next Meeting</u>	<u>Scotia's Forecasts</u>	<u>Consensus Forecasts</u>
European Central Bank – Refinancing Rate	0.00	March 12, 2020	0.00	0.00
European Central Bank – Marginal Lending Facility Rate	0.25	March 12, 2020	0.25	0.25
European Central Bank – Deposit Facility Rate	-0.50	March 12, 2020	-0.50	-0.50
Bank of England – Bank Rate	0.75	March 26, 2020	0.50	0.75
Swiss National Bank – Libor Target Rate	-0.75	TBA	-0.75	-0.75
Central Bank of Russia – One-Week Auction Rate	6.00	March 20, 2020	6.00	6.00
Sweden Riksbank – Repo Rate	0.00	February 12, 2020	0.00	0.00
Norges Bank – Deposit Rate	1.50	March 19, 2020	1.50	1.50
Central Bank of Turkey – Benchmark Repo Rate	11.25	February 19, 2020	11.25	10.75

Sweden Riksbank: We expect the repo rate to stay at zero percent next Wednesday. In December, the Swedish central bank hiked their policy rate from -0.25% to the current 0% rate. The consensus view is that the central bank will hold the repo rate at zero until 2021 as downside risks to inflation are not large enough to reinstate a negative policy rate.

ASIA PACIFIC

<u>Rate</u>	<u>Current Rate</u>	<u>Next Meeting</u>	<u>Scotia's Forecasts</u>	<u>Consensus Forecasts</u>
Bank of Japan – Policy Rate	-0.10	March 19, 2020	-0.10	-0.10
Reserve Bank of Australia – Cash Target Rate	0.75	March 2, 2020	0.50	0.75
Reserve Bank of New Zealand – Cash Rate	1.00	February 11, 2020	1.00	1.00
People's Bank of China – Loan Prime Rate	4.15	February 20, 2020	4.10	4.05
Reserve Bank of India – Repo Rate	5.15	April 3, 2020	5.15	5.15
Bank of Korea – Bank Rate	1.25	February 27, 2020	1.25	1.25
Bank of Thailand – Repo Rate	1.00	March 25, 2020	1.00	1.25
Bank Negara Malaysia – Overnight Policy Rate	2.75	March 3, 2020	2.75	2.75
Bank Indonesia – 7-Day Reverse Repo Rate	5.00	February 20, 2020	4.75	4.75
Central Bank of Philippines – Overnight Borrowing Rate	3.75	March 19, 2020	3.75	3.75

Reserve Bank of New Zealand (RBNZ): The RBNZ will hold a monetary policy meeting on February 12. We assess that the RBNZ will likely leave the Official Cash Rate at 1.0% for the time being as policymakers monitor the spreading of the coronavirus and its economic implications. Nevertheless, we assess that the risk of a rate cut in the near future is rising as downside economic risks continue to accumulate. The RBNZ cut the benchmark rate by 50 bps in August, 2019.

LATIN AMERICA

<u>Rate</u>	<u>Current Rate</u>	<u>Next Meeting</u>	<u>Scotia's Forecasts</u>	<u>Consensus Forecasts</u>
Banco Central do Brasil – Selic Rate	4.25	March 18, 2020	4.25	4.25
Banco Central de Chile – Overnight Rate	1.75	March 31, 2020	1.75	1.50
Banco de la República de Colombia – Lending Rate	4.25	March 27, 2020	4.25	4.25
Banco Central de Reserva del Perú – Reference Rate	2.25	February 13, 2020	2.25	2.25

Banco Central de Reserva del Perú: The central bank will make a monetary policy announcement on Thursday. Our Latin American economists expect the central bank to hold its reference rate at 2.25% throughout 2020. The head of the central bank, Julio Velarde, has described the rate as quite accommodating for economic expansion. Inflation has remained at 1.9% y/y—just below the target range midpoint— for four consecutive months.

AFRICA

<u>Rate</u>	<u>Current Rate</u>	<u>Next Meeting</u>	<u>Scotia's Forecasts</u>	<u>Consensus Forecasts</u>
South African Reserve Bank – Repo Rate	6.25	March 19, 2020	6.25	6.25

Forecasts at time of publication.
 Sources: Bloomberg, Scotiabank Economics.

This report has been prepared by Scotiabank Economics as a resource for the clients of Scotiabank. Opinions, estimates and projections contained herein are our own as of the date hereof and are subject to change without notice. The information and opinions contained herein have been compiled or arrived at from sources believed reliable but no representation or warranty, express or implied, is made as to their accuracy or completeness. Neither Scotiabank nor any of its officers, directors, partners, employees or affiliates accepts any liability whatsoever for any direct or consequential loss arising from any use of this report or its contents.

These reports are provided to you for informational purposes only. This report is not, and is not constructed as, an offer to sell or solicitation of any offer to buy any financial instrument, nor shall this report be construed as an opinion as to whether you should enter into any swap or trading strategy involving a swap or any other transaction. The information contained in this report is not intended to be, and does not constitute, a recommendation of a swap or trading strategy involving a swap within the meaning of U.S. Commodity Futures Trading Commission Regulation 23.434 and Appendix A thereto. This material is not intended to be individually tailored to your needs or characteristics and should not be viewed as a “call to action” or suggestion that you enter into a swap or trading strategy involving a swap or any other transaction. Scotiabank may engage in transactions in a manner inconsistent with the views discussed this report and may have positions, or be in the process of acquiring or disposing of positions, referred to in this report.

Scotiabank, its affiliates and any of their respective officers, directors and employees may from time to time take positions in currencies, act as managers, co-managers or underwriters of a public offering or act as principals or agents, deal in, own or act as market makers or advisors, brokers or commercial and/or investment bankers in relation to securities or related derivatives. As a result of these actions, Scotiabank may receive remuneration. All Scotiabank products and services are subject to the terms of applicable agreements and local regulations. Officers, directors and employees of Scotiabank and its affiliates may serve as directors of corporations.

Any securities discussed in this report may not be suitable for all investors. Scotiabank recommends that investors independently evaluate any issuer and security discussed in this report, and consult with any advisors they deem necessary prior to making any investment.

This report and all information, opinions and conclusions contained in it are protected by copyright. This information may not be reproduced without the prior express written consent of Scotiabank.

™ Trademark of The Bank of Nova Scotia. Used under license, where applicable.

Scotiabank, together with “Global Banking and Markets”, is a marketing name for the global corporate and investment banking and capital markets businesses of The Bank of Nova Scotia and certain of its affiliates in the countries where they operate, including, Scotiabanc Inc.; Citadel Hill Advisors L.L.C.; The Bank of Nova Scotia Trust Company of New York; Scotiabank Europe plc; Scotiabank (Ireland) Limited; Scotiabank Inverlat S.A., Institución de Banca Múltiple, Scotia Inverlat Casa de Bolsa S.A. de C.V., Scotia Inverlat Derivados S.A. de C.V. – all members of the Scotiabank group and authorized users of the Scotiabank mark. The Bank of Nova Scotia is incorporated in Canada with limited liability and is authorised and regulated by the Office of the Superintendent of Financial Institutions Canada. The Bank of Nova Scotia is authorised by the UK Prudential Regulation Authority and is subject to regulation by the UK Financial Conduct Authority and limited regulation by the UK Prudential Regulation Authority. Details about the extent of The Bank of Nova Scotia's regulation by the UK Prudential Regulation Authority are available from us on request. Scotiabank Europe plc is authorised by the UK Prudential Regulation Authority and regulated by the UK Financial Conduct Authority and the UK Prudential Regulation Authority.

Scotiabank Inverlat, S.A., Scotia Inverlat Casa de Bolsa, S.A. de C.V., and Scotia Derivados, S.A. de C.V., are each authorized and regulated by the Mexican financial authorities.

Not all products and services are offered in all jurisdictions. Services described are available in jurisdictions where permitted by law.