

## Latam Daily: More Easing from Mexico's Banxico and Colombia's BanRep

- **Argentina:** Despite relatively optimistic consumers, solid August trade surplus reflects still-weak economy
- **Brazil:** BCB revises 2020 growth forecast higher, provides additional colour on expected rate path
- **Colombia:** We anticipate another -25 bps cut today from the BanRep
- **Mexico:** Despite rising inflation, Banxico cuts -25 bps and likely ends easing cycle

### ARGENTINA: DESPITE RELATIVELY OPTIMISTIC CONSUMERS, SOLID AUGUST TRADE SURPLUS REFLECTS STILL-WEAK ECONOMY

In the September UTDT national consumer confidence index (CCI) reading, Argentine consumers maintained what is now three years of a pessimistic outlook (i.e., below 50), but they continue to look relatively positive compared with the UTDT's more comprehensive composite leading indicator (chart 1). The CCI edged down from 41.31 in August to 40.31 in September as lockdown measures were extended into October. We would expect further softening in consumer sentiment in the months ahead.

In August data released by INDEC on Thursday, September 24, Argentina notched up a monthly trade surplus just above USD 1.4 bn for a third month in a row (chart 2). The overall balance was slightly more positive than expected by consensus and the 12-month rolling balance rose for a fifth month in a row to USD 19.2 bn (chart 3). Weak imports on the back of soft economic activity continue to dominate gradually increasing exports.

—Brett House

#### CONTACTS

##### Brett House, VP & Deputy Chief Economist

416.863.7463  
Scotiabank Economics  
[brett.house@scotiabank.com](mailto:brett.house@scotiabank.com)

##### Guillermo Arbe

51.1.211.6052 (Peru)  
Scotiabank Peru  
[guillermo.arbe@scotiabank.com.pe](mailto:guillermo.arbe@scotiabank.com.pe)

##### Mario Correa

52.55.5123.2683 (Mexico)  
Scotiabank Mexico  
[mcorrea@scotiabank.com.mx](mailto:mcorrea@scotiabank.com.mx)

##### Sergio Olarte

57.1.745.6300 (Colombia)  
Scotiabank Colombia  
[sergio.olarte@co.scotiabank.com](mailto:sergio.olarte@co.scotiabank.com)

##### Jorge Selaive

56.2.2939.1092 (Chile)  
Scotiabank Chile  
[jorge.selaive@scotiabank.cl](mailto:jorge.selaive@scotiabank.cl)

##### Marc Ercolao

416.866.6252  
Scotiabank Economics  
[marc.ercolao@scotiabank.com](mailto:marc.ercolao@scotiabank.com)

#### TODAY'S CONTRIBUTORS:

##### Jackeline Piraján

57.1.745.6300 (Colombia)  
Scotiabank Colombia  
[jackeline.pirajan@co.scotiabank.com](mailto:jackeline.pirajan@co.scotiabank.com)

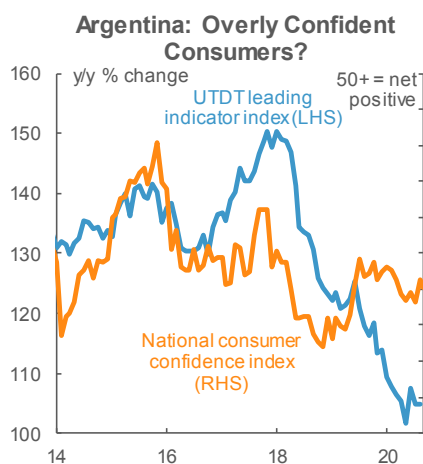
##### Miguel Saldaña

52.55.5123.0000 Ext. 36760 (Mexico)  
Scotiabank Mexico  
[msaldanab@scotiabank.com.mx](mailto:msaldanab@scotiabank.com.mx)

##### Eduardo Suárez

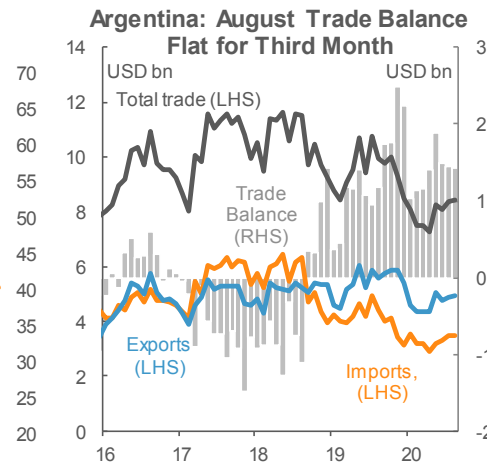
52.55.9179.5174 (Mexico)  
Scotiabank Mexico  
[esuarezm@scotiabank.com.mx](mailto:esuarezm@scotiabank.com.mx)

Chart 1



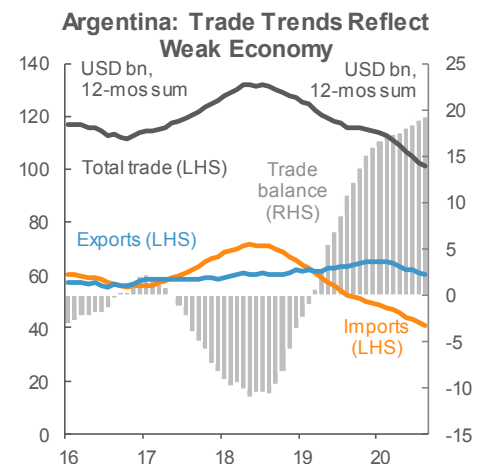
Sources: Scotiabank Economics, INDEC, UTDT.

Chart 2



Sources: Scotiabank Economics, Bloomberg.

Chart 3



Sources: Scotiabank Economics, Bloomberg.

## BRAZIL: BCB REVISES 2020 GROWTH FORECAST HIGHER, PROVIDES ADDITIONAL COLOUR ON EXPECTED RATE PATH

On Thursday, September 24, the BCB released its quarterly [Inflation Report](#). The tone of the report, and the evaluation of risks to both growth and inflation, seem consistent with the [minutes](#) from the September 16 Copom meeting that were released the previous day; hence we don't see the report as "view altering". However, there were still some sections of the report that merit comment. First, the BCB had already suggested growth was rebounding more strongly than expected, which has now been translated into a revision of its 2020 real GDP growth forecast from -6.4% y/y to -5.0% y/y. More importantly, we got a little more info on how the Copom expects its Selic rate path to look going forward (table 1). Essentially, the BCB signaled that it expects inflation to be below target until the end of 2021.

Table 1

Brazil: BCB Inflation Expectations Under Different FX &amp; Selic Scenarios, %

	Expected inflation: rates & BRL unchanged	Expected inflation: "Focus Survey FX & Selic consensus assumptions"	BCB Target
Q3-2020	2.90	2.90	4.00
Q4-2020	2.10	2.10	4.00
Q1-2021	2.40	2.30	3.75
Q2-2021	3.30	3.20	3.75
Q3-2021	2.80	2.60	3.75
Q4-2021	3.00	2.60	3.75
Q1-2022	3.40	2.80	3.50
Q2-2022	3.80	3.20	3.50
Q3-2022	3.90	3.20	3.50
Q4-2022	3.80	3.10	3.50
Q1-2023	4.10	3.20	3.25
Q2-2023	4.30	3.20	3.25
Q3-2023	4.50	3.20	3.25
Q4-2023	4.60	3.30	3.25

Sources: Scotiabank Economics, BCB, IBGE.

- If the Copom leaves the Selic unchanged until the end of 2023, it will hit its inflation target in 2022, but it will then overshoot from the second half of 2022 onward.
- Alternatively, if the BCB follows the expectations of the consensus in the most recent [Focus Survey](#), it will undershoot its target in 2022, but be "on target" in 2023.

We have a more hawkish path for the Selic in our more recent [Latam Weekly](#) than consensus at the end of 2021 (i.e., we forecast 4.25% versus 2.50% consensus in the [Focus Survey](#)), mainly owing to our expectation that the tightening cycle will kick off about six months earlier than consensus. The foundation for this view is that once the economy gets back on track, which we expect next year, we believe that the BCB will have to tighten earlier than anticipated by analysts surveyed in order to contain inflationary pressures and to provide financial stability. The main risk we see to our view is rooted in the possible unwinding of fiscal stimulus at the start of 2021, alongside the possibility of a re-introduction of shut-downs in major economies, which would hit the Brazilian economy hard. We're holding out on any revisions to our view for the moment and will monitor developments in the pandemic's evolution.

—Eduardo Suárez

## COLOMBIA: WE ANTICIPATE ANOTHER -25 BPS CUT TODAY FROM THE BANREP

Today, Friday, September 25, BanRep will hold its regularly scheduled Board meeting and we, along with consensus, expect it to bring in a final -25 bps cut. In the last meeting, the Board cut the policy rate by -25 bps to 2.00% in a unanimous vote. In the post-meeting press conference, Governor Echavarría left the door open for further cuts amid weakening inflation and persistent uncertainty on economic activity. However, he also said that the space for further cuts has shrunk and that the central bank would remain in a data-dependent stance. For this meeting, analysts are divided in their calls between for a hold and a final -25 bps cut to 1.75%. We think BanRep will deliver this final cut today on the back of August's lower inflation.

After the last meeting on August 31, that month's inflation reading surprised on the downside, dampened by a significant drop in education prices (which are inside the set of core numbers) that more than offset increases in regulated prices. Additionally, economic activity indicators for July continued to show a gradual recovery, although at a slowing pace owing to Bogotá's and Medellín's enhanced mobility restrictions. Economic activity should pick up from September due to the national government's move to a new, more comprehensive re-opening plan (see our comment in the [Latam Daily](#) for Sept 24) and lower the space for further easing from the BanRep.

We think BanRep will cut the policy rate once more today by -25 bps to 1.75% for three main reasons:

- 1) **Headline inflation is below the target range, and core inflation is closer to 1% y/y than 2% y/y**, which should reassure the BanRep's Board and Staff that further easing is merited;
- 2) **The Board's unanimous vote for a -25 bps hold at the August meeting implied that it would not be ready to move to a hold today.** This united stance could be broken in today's meeting; and
- 3) **There is political and market support for further easing:** the market has already priced in this final cut.

Having said all of this, since we expect stable inflation for the rest of the year and consolidation in economic activity to keep the BanRep Board on hold from this point onward to Q3-2021.

—Sergio Olarte & Jackeline Piraján

**MEXICO: DESPITE RISING INFLATION, BANXICO CUTS -25 BPS AND LIKELY ENDS EASING CYCLE**

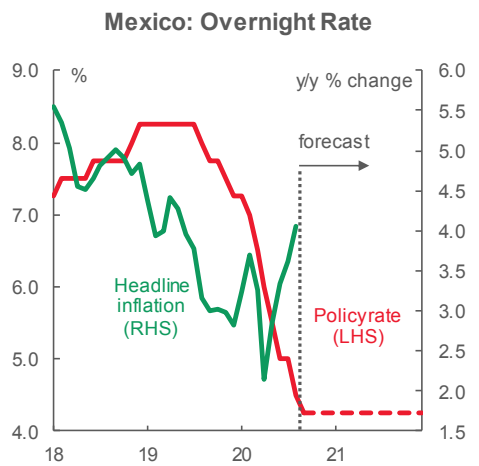
**I. Banxico cut rates by -25 bps, most likely ending its easing cycle**

In line with market expectations, Banco de Mexico reduced the interest rate target by -25 bps to 4.25% in a unanimous vote on Thursday, August 24. Although the move was in line with consensus, analysts had expected a mix of votes in view of the risks to inflation, economic activity, and financial markets. This move is the eleventh consecutive time that Banxico has lowered its target rate, accumulating -400 bps of cuts since the beginning of this cycle; we believe this cut marks the end of the cycle and we expect an extended hold at 4.25% (chart 4). In a slightly shorter than usual [statement](#), Banxico's Board emphasized a few key points:

- **The balance of risks for inflation remains uncertain.** Regarding inflation's trajectory, the Board mentioned that the pace of price increases has surpassed short-term expectations. For the next 12 to 21 months, however, the Board anticipates that headline and core inflation will stand around 3%. Still, the following risks stand out: on the downside, (i) greater-than-expected pressure from the negative output gap, and (ii) lower global inflationary pressures; on the upside, (i) additional depreciation of the peso, as well as (ii) a high degree of stickiness in core inflation.
- **The balance of risks to growth is skewed downward.** The text points out that economic activity in Mexico began to recover after the deep contraction observed in April and May; however, the outlook for growth continues to look uncertain. Thus, the Board foresees ample slackness in the Mexican economy over the current horizon of monetary policy.
- **Global economic activity continues to recover, but the Board anticipates ongoing accommodative monetary policies from the central banks of advanced economies.** The Board indicated that the world economy and international financial markets are subject to various risks, including those associated with the pandemic, which will guide Banxico's policymaking peers.

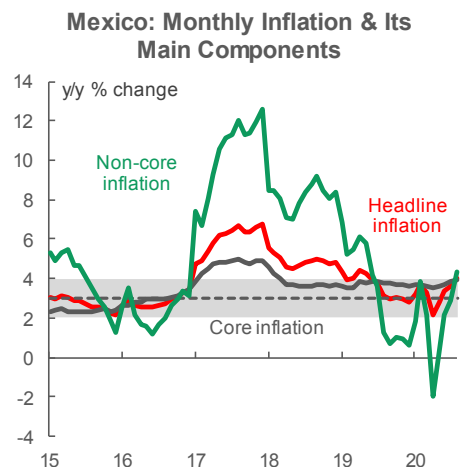
Considering the upward trend that inflation has maintained over recent months (chart 5), we think the cycle of monetary easing has ended, or has come close to an end. Further easing would be contingent on inflation coming down closer to levels more consistent with the Banco de Mexico's targeting framework.

Chart 4



Sources: Scotiabank Economics, Banxico, INEGI.

Chart 5



Sources: Scotiabank Economics, INEGI.

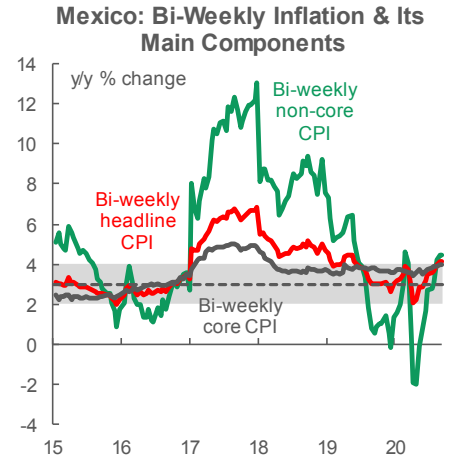
## II. Headline inflation above target for a second fortnight

Headline inflation in the first half of September, released on Thursday, September 24, came in at 4.10% y/y (chart 6), above the upper limit of inflation target rate established by Banxico (i.e., 3% with a band of +/- 100 bps). In sequential terms, it came in at 0.16% 2w/2w, a touch higher than the 0.10% 2w/2w market consensus, but a hair down from 0.17% 2w/2w at the end of August. Core inflation rose 0.17% 2w/2w compared with 0.18% 2w/2w in the second half of August, owing to growth in both goods and services prices. Non-core prices rose, with a particular impact from a rise in livestock products and fees authorized by the government.

- **Core inflation** was driven mainly by a rebound in services prices, which saw their inflation rate accelerate from 0.10% 2w/2w in the second half of August to 0.17% 2w/2w in the first half of September. The increase in the education sub-component stood out. Goods prices saw a fortnightly increase of 0.16% 2w/2w.
- **Non-core prices** rose 0.15% 2w/2w as the agricultural component sped up from 0.10% 2w/2w to 0.17% 2w/2w, mainly driven by livestock products. The sub-component of fees authorized by the government went from 0.11% 2w/2w at end-August to 0.30% 2w/2w, while the energy item softened its inflationary pace from 0.15% 2w/2w to 0.07% 2w/2w.

Thus, in an annual comparison of the consumer price index remained practically unchanged as it moved from 4.11% y/y at end-August to 4.10% y/y (versus 2.99% y/y a year earlier). The core component went from 4.01% y/y to 3.99% y/y (versus 3.78% y/y a year earlier) and the non-core component went from 4.42% y/y to 4.44% y/y (versus 0.57% y/y during the same period in 2019).

Chart 6



—Miguel Saldaña

This report has been prepared by Scotiabank Economics as a resource for the clients of Scotiabank. Opinions, estimates and projections contained herein are our own as of the date hereof and are subject to change without notice. The information and opinions contained herein have been compiled or arrived at from sources believed reliable but no representation or warranty, express or implied, is made as to their accuracy or completeness. Neither Scotiabank nor any of its officers, directors, partners, employees or affiliates accepts any liability whatsoever for any direct or consequential loss arising from any use of this report or its contents.

These reports are provided to you for informational purposes only. This report is not, and is not constructed as, an offer to sell or solicitation of any offer to buy any financial instrument, nor shall this report be construed as an opinion as to whether you should enter into any swap or trading strategy involving a swap or any other transaction. The information contained in this report is not intended to be, and does not constitute, a recommendation of a swap or trading strategy involving a swap within the meaning of U.S. Commodity Futures Trading Commission Regulation 23.434 and Appendix A thereto. This material is not intended to be individually tailored to your needs or characteristics and should not be viewed as a "call to action" or suggestion that you enter into a swap or trading strategy involving a swap or any other transaction. Scotiabank may engage in transactions in a manner inconsistent with the views discussed this report and may have positions, or be in the process of acquiring or disposing of positions, referred to in this report.

Scotiabank, its affiliates and any of their respective officers, directors and employees may from time to time take positions in currencies, act as managers, co-managers or underwriters of a public offering or act as principals or agents, deal in, own or act as market makers or advisors, brokers or commercial and/or investment bankers in relation to securities or related derivatives. As a result of these actions, Scotiabank may receive remuneration. All Scotiabank products and services are subject to the terms of applicable agreements and local regulations. Officers, directors and employees of Scotiabank and its affiliates may serve as directors of corporations.

Any securities discussed in this report may not be suitable for all investors. Scotiabank recommends that investors independently evaluate any issuer and security discussed in this report, and consult with any advisors they deem necessary prior to making any investment.

**This report and all information, opinions and conclusions contained in it are protected by copyright. This information may not be reproduced without the prior express written consent of Scotiabank.**

<sup>TM</sup> Trademark of The Bank of Nova Scotia. Used under license, where applicable.

Scotiabank, together with "Global Banking and Markets", is a marketing name for the global corporate and investment banking and capital markets businesses of The Bank of Nova Scotia and certain of its affiliates in the countries where they operate, including, Scotiabanc Inc.; Citadel Hill Advisors L.L.C.; The Bank of Nova Scotia Trust Company of New York; Scotiabank Europe plc; Scotiabank (Ireland) Limited; Scotiabank Inverlat S.A., Institución de Banca Múltiple, Scotia Inverlat Casa de Bolsa S.A. de C.V., Scotia Inverlat Derivados S.A. de C.V. – all members of the Scotiabank group and authorized users of the Scotiabank mark. The Bank of Nova Scotia is incorporated in Canada with limited liability and is authorised and regulated by the Office of the Superintendent of Financial Institutions Canada. The Bank of Nova Scotia is authorised by the UK Prudential Regulation Authority and is subject to regulation by the UK Financial Conduct Authority and limited regulation by the UK Prudential Regulation Authority. Details about the extent of The Bank of Nova Scotia's regulation by the UK Prudential Regulation Authority are available from us on request. Scotiabank Europe plc is authorised by the UK Prudential Regulation Authority and regulated by the UK Financial Conduct Authority and the UK Prudential Regulation Authority.

Scotiabank Inverlat, S.A., Scotia Inverlat Casa de Bolsa, S.A. de C.V., and Scotia Derivados, S.A. de C.V., are each authorized and regulated by the Mexican financial authorities.

Not all products and services are offered in all jurisdictions. Services described are available in jurisdictions where permitted by law.